



HDB's Sales Launch – May 2018





At Home Amongst Greenery

Tampines GreenVines, nestled within Tampines North, is bounded by Tampines Street 62 and Tampines North Drive 2. This development faces the new proposed park and 'Tampines Eco Green' on its East. It comprises 11 residential blocks with heights ranging from 8 to 14 storeys. You can choose your home from 1,271 units of 3-, 4-, and 5-room units.

Tampines GreenVines is a green sanctuary richly layered with various plants and landscaping. Follow the winding footpaths and you will discover pockets of green spaces suitable for quiet contemplation, outdoor exercise, or friendly chit-chat with the neighbours. Its name 'Tampines GreenVines' draws inspiration from its green landscaping and its location near various parks.

Please refer to the site plan to find out more about the facilities in Tampines GreenVines. Facilities in this project will be opened to the public.



Important Notes

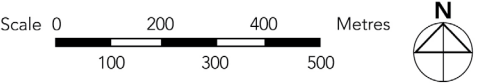
HDB precincts are planned to serve the evolving needs of the community. There are spaces catered for future inclusion of amenities/facilities (such as childcare centres, elderly-related facilities, education centres, residents’ committee centres and day activity centres), commercial facilities (such as shops and eating houses), mechanical and electrical rooms and such other facilities depending on the prevailing needs. These spaces could be in the void decks, common property, car parks or stand-alone community buildings.

To facilitate your flat selection, we have provided information on the surrounding land use, proposed facilities and their locations in the maps and plans in this brochure. As the information provided is based on the current planning intent of the relevant government agencies, they are indicative only and are subject to review from time to time.

TAMPINES



LEGEND:
 MRT Line & Station
 Under Construction / Future Road
 Under Construction (u/c)



Notes:
All proposed developments are subject to change and planning approval.
Proposed Place of Worship includes examples like Church, Mosque, Chinese Temple, Hindu Temple, etc., subject to change and planning approval.
Proposed Civic & Community Institution includes examples like Community Centre/Club, Association, Home for the Aged, etc., subject to change and planning approval.
Proposed Health & Medical Care include examples such as Hospitals, Polyclinics, Clinics, Nursing Homes and Eldercare Facilities, etc, subject to change and planning approval.
The proposed facilities and their locations as shown are indicative only. The proposed facilities may include other ancillary uses allowed under URA's prevailing Development Control guidelines. For example, places of worship may also include columbarium as an ancillary use, while community centres may also include childcare centres, and schools may be upgraded or built with higher-rise blocks. The implementation of the facilities is subject to review from time to time by the relevant authorities.
*The slip road from Tampines Avenue 12 to Tampines Expressway (TPE) shown in the Tampines Town Map is the existing alignment. Please refer to the site layout plan for Tampines GreenVines for the proposed slip roads at Tampines Avenue 12 / TPE, which are subject to LTA's review in future.

The information contained herein is subject to change at any time without notice and cannot form part of an offer or contract. While reasonable care has been taken in providing this information, HDB shall not be responsible in any way for any damage or loss suffered by any person whether directly or indirectly as a result of reliance on the said information or as a result of any error or omission therein.

Eco-Friendly Living

To encourage a 'green' lifestyle, Tampines GreenVines is designed with several eco-friendly features:

- Separate chutes for recyclable waste
- Motion sensor-controlled energy efficient lighting at staircases to reduce energy consumption
- Regenerative lifts to reduce energy consumption
- Eco-pedestals in bathrooms to encourage water conservation
- Bicycle stands to encourage cycling as an environmentally friendly form of transport
- Parking spaces to facilitate car-sharing schemes
- Use of sustainable and recycled products in the development
- Pneumatic waste conveyance system to provide cleaner waste disposal



Eco-pedestals



Separate chutes for recyclable waste



Bicycle stands

Contemporary Homes

Tampines GreenVines offers 3-, 4-, and 5-room flats.

These flats will come with:

- Floor finishes in the kitchen, household shelter, service yard, and bathrooms
- Wall tiles in the kitchen and bathrooms

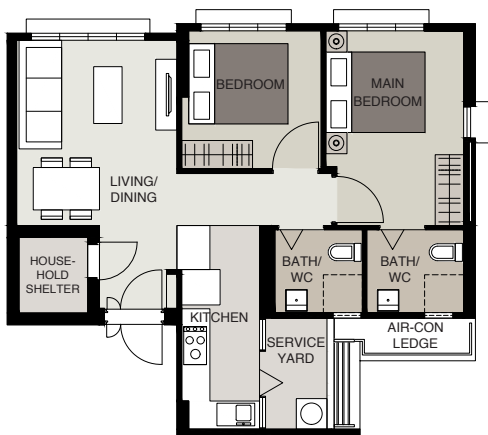
Some 4- and 5-room flats come with a balcony in the living room.

All new HDB flats have Universal Design features such as wider internal corridors, and ramps at the main entrance and bathrooms.

Optional Component Scheme

The Optional Component Scheme (OCS) provides convenience to flat buyers, and is offered on an opt-in basis. Please refer to the attached Optional Component Scheme leaflet for details.

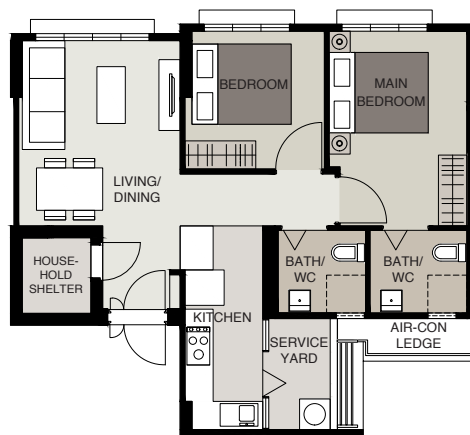
When a flat buyer opts in for the OCS, the cost of the optional components will be added to the flat price.



LAYOUT IDEAS FOR 3-ROOM

APPROX. FLOOR AREA 69 sqm

(Inclusive of Internal Floor Area of 66 sqm and Air-Con Ledge)



LAYOUT IDEAS FOR 3-ROOM

APPROX. FLOOR AREA 69 sqm

(Inclusive of Internal Floor Area of 66 sqm and Air-Con Ledge)



LAYOUT IDEAS FOR 4-ROOM

APPROX. FLOOR AREA 93 sqm

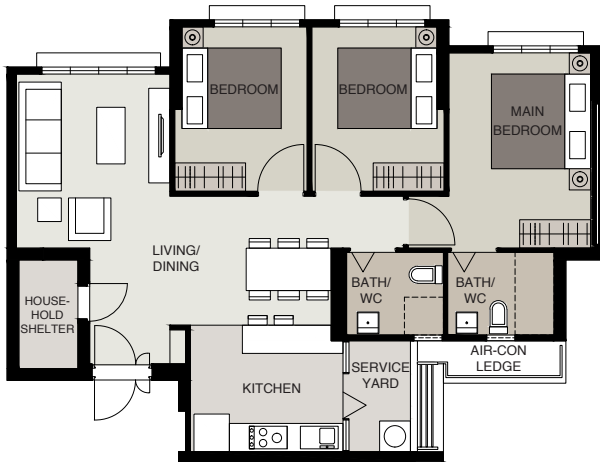
(Inclusive of Internal Floor Area of 90 sqm and Air-Con Ledge)



LAYOUT IDEAS FOR 4-ROOM

APPROX. FLOOR AREA 93 sqm

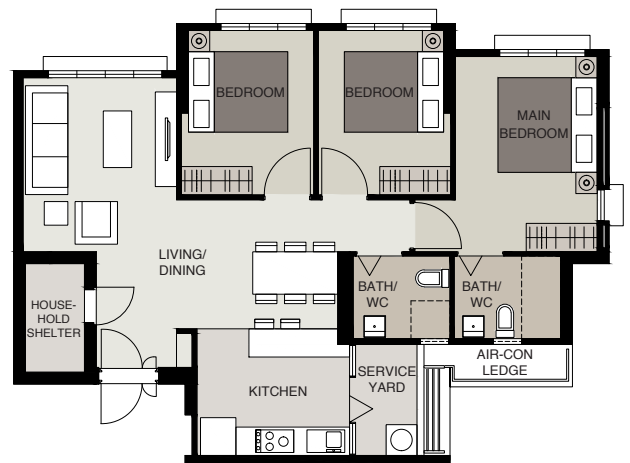
(Inclusive of Internal Floor Area of 90 sqm and Air-Con Ledge)



LAYOUT IDEAS FOR 4-ROOM

APPROX. FLOOR AREA 93 sqm

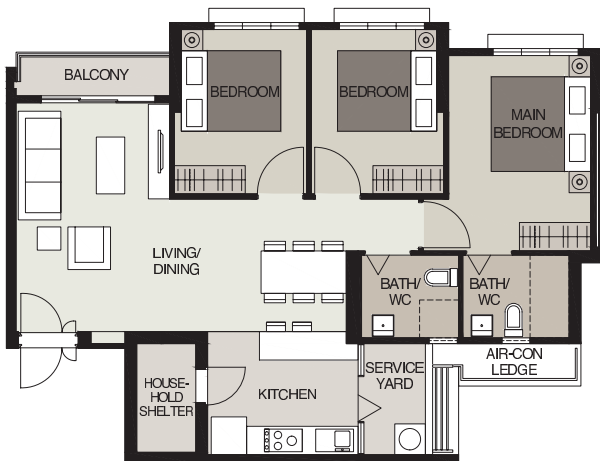
(Inclusive of Internal Floor Area of 90 sqm and Air-Con Ledge)



LAYOUT IDEAS FOR 4-ROOM

APPROX. FLOOR AREA 93 sqm

(Inclusive of Internal Floor Area of 90 sqm and Air-Con Ledge)



LAYOUT IDEAS FOR 4-ROOM

APPROX. FLOOR AREA 96 sqm

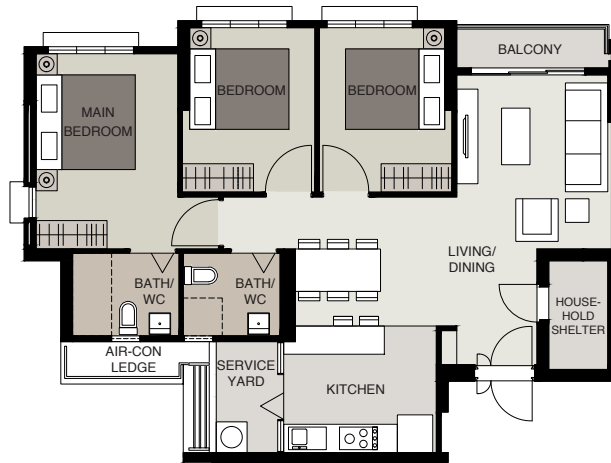
(Inclusive of Internal Floor Area of 93 sqm and Air-Con Ledge)



LAYOUT IDEAS FOR 4-ROOM

APPROX. FLOOR AREA 96 sqm

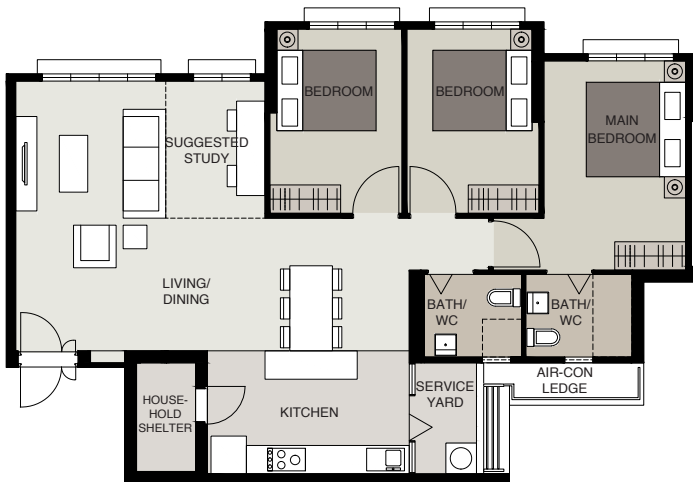
(Inclusive of Internal Floor Area of 93 sqm and Air-Con Ledge)



LAYOUT IDEAS FOR 4-ROOM

APPROX. FLOOR AREA 96 sqm

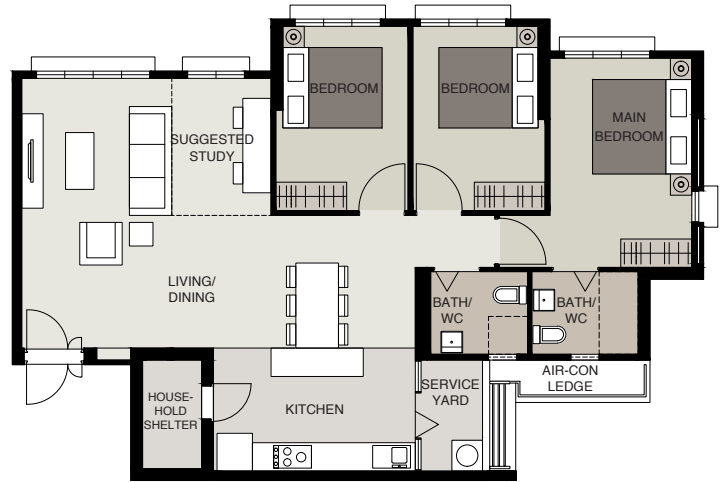
(Inclusive of Internal Floor Area of 93 sqm and Air-Con Ledge)



LAYOUT IDEAS FOR 5-ROOM

APPROX. FLOOR AREA 113 sqm

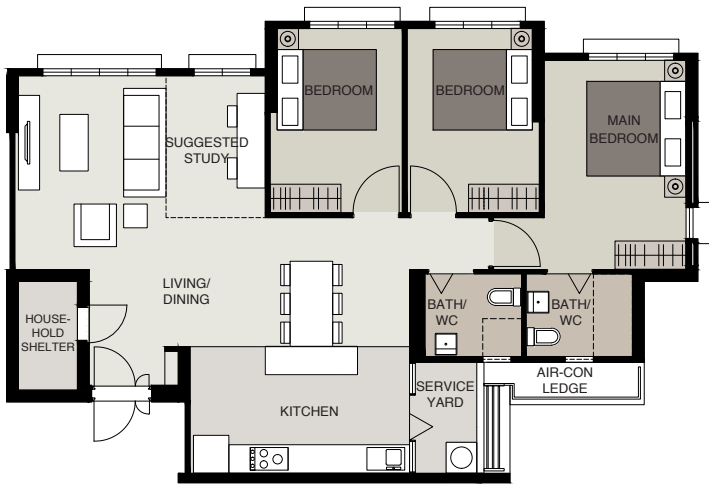
(Inclusive of Internal Floor Area of 110 sqm and Air-Con Ledge)



LAYOUT IDEAS FOR 5-ROOM

APPROX. FLOOR AREA 113 sqm

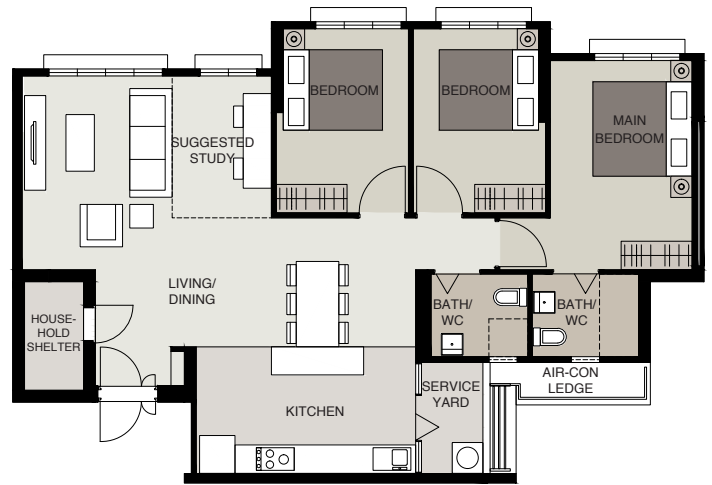
(Inclusive of Internal Floor Area of 110 sqm and Air-Con Ledge)



LAYOUT IDEAS FOR 5-ROOM

APPROX. FLOOR AREA 113 sqm

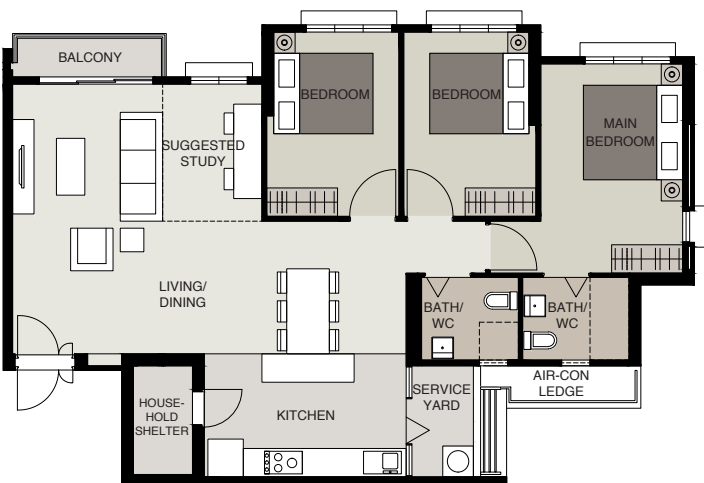
(Inclusive of Internal Floor Area of 110 sqm and Air-Con Ledge)



LAYOUT IDEAS FOR 5-ROOM

APPROX. FLOOR AREA 113 sqm

(Inclusive of Internal Floor Area of 110 sqm and Air-Con Ledge)



LAYOUT IDEAS FOR 5-ROOM

APPROX. FLOOR AREA 116 sqm

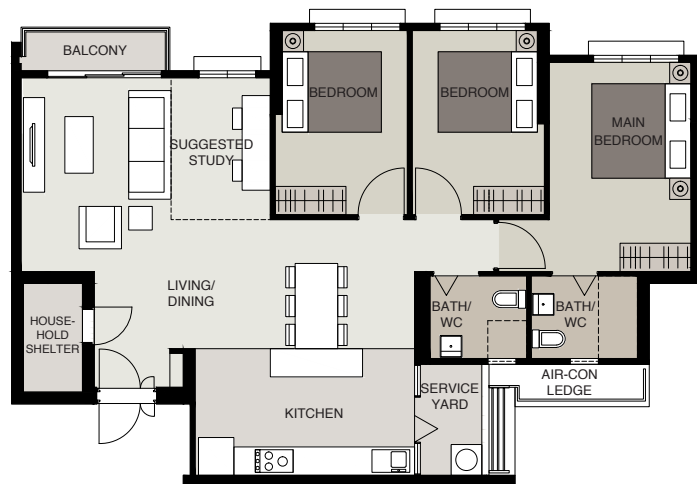
(Inclusive of Internal Floor Area of 113 sqm and Air-Con Ledge)



LAYOUT IDEAS FOR 5-ROOM

APPROX. FLOOR AREA 116 sqm

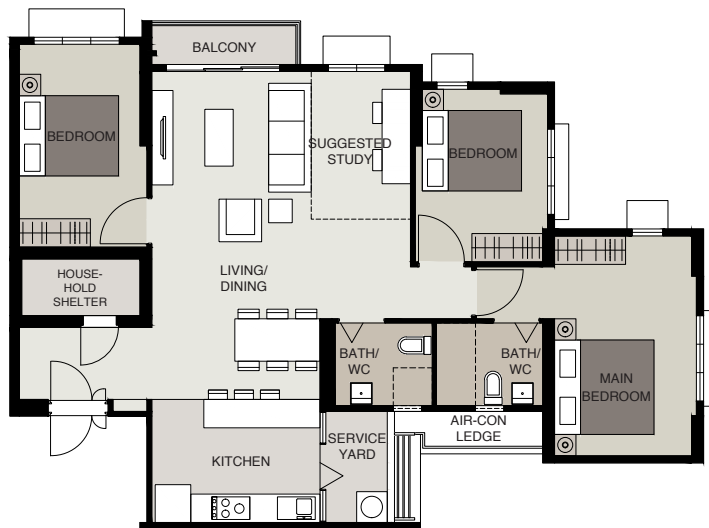
(Inclusive of Internal Floor Area of 113 sqm and Air-Con Ledge)



LAYOUT IDEAS FOR 5-ROOM

APPROX. FLOOR AREA 116 sqm

(Inclusive of Internal Floor Area of 113 sqm and Air-Con Ledge)



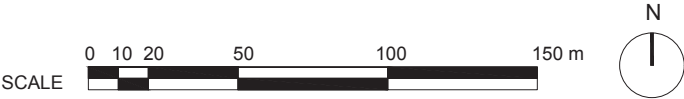
LAYOUT IDEAS FOR 5-ROOM

APPROX. FLOOR AREA 116 sqm

(Inclusive of Internal Floor Area of 113 sqm and Air-Con Ledge)



Applicants are encouraged to visit the place before booking a flat.



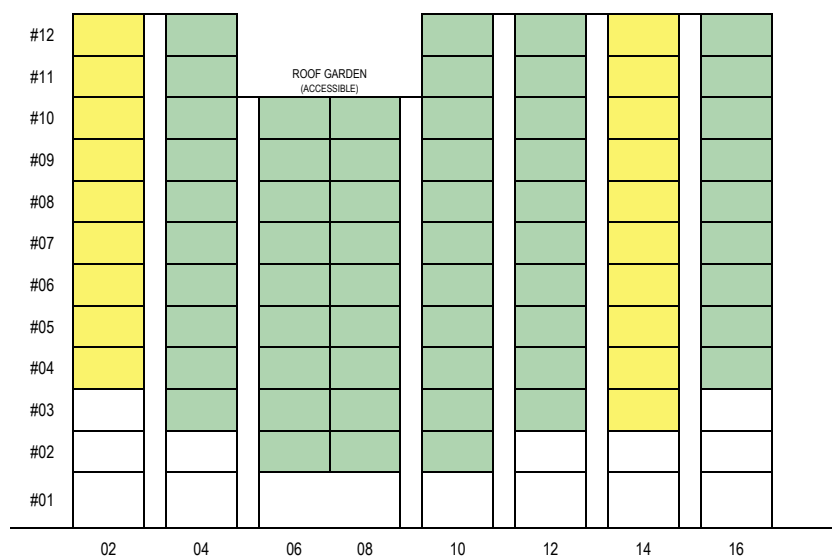
LEGEND

- 3-Room
- 4-Room
- 5-Room
- Reserved for Development / Existing Development
- Precinct Pavilion (PP) at 1st. Storey / Drop - off Porch (DOP) / Linkway / Shelter (S) / Linkbridge (LB) at 2nd. Storey
- Trellis (T)
- Future Amenities/Facilities (FA/F) / Child Care Centre (CCC)/ Residents' Committee Centre (RCC) at 1st storey
- Utility Centre (UC) at 1st Storey
- Children Playground (PG) / Adult Fitness Station (AFS) / Elderly Fitness Station (EFS) / Multipurpose Court (MPC)
- Electrical Sub-Station at 1st Storey (ESS)
- Open Space
- Surrounding Buildings / Structures
- Staircase
- Drainage Reserve
- Air-Well
- Driveway
- Left in Left out (LILO)
- Entrance / Exit to Carpark Deck at Basement and 1st storey
- Service Bay
- Car Park
- Future Road
- (U/C) Under Construction
 - Corridor
 - Lift
 - Centralised Refuse Chute / Chute for Recyclable Refuse (Pneumatic Waste Conveyance System)

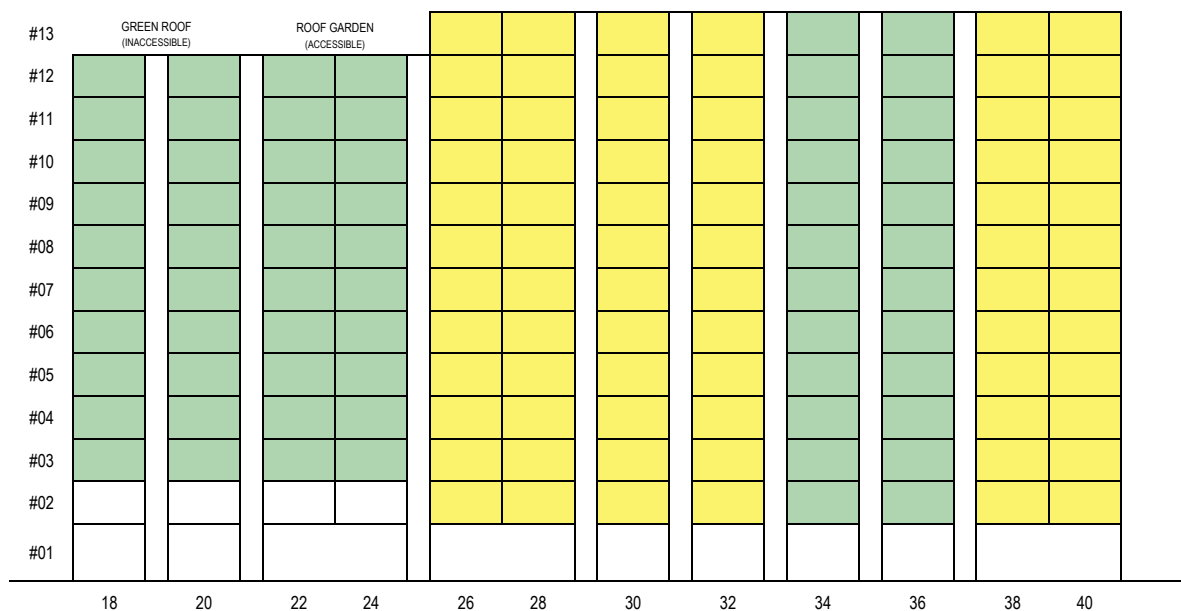
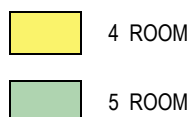
Block Number	Number of Storeys	3 Room	4 Room	5 Room	Total	Lift opens at
637A	10/12	-	19	58	77	Every Storey
637B	12/13	-	72	64	136	Every Storey
638A	8/9/10	-	59	49	108	Every Storey
638B	12	-	62	44	106	Every Storey
639A	8/9/10	-	75	33	108	Every Storey
639B	12	-	63	22	85	Every Storey
640A	9/11	-	54	36	90	Every Storey
640B	11/12	-	40	100	140	Every Storey
641A	12/13	24	113	39	176	Every Storey
641B	14	74	101	-	175	Every Storey
641C	14	-	58	12	70	Every Storey
Total		98	716	457	1271	

- Notes:**
- All proposed developments are subject to change and planning approval.
 - Site Reserved for Place of Worship includes examples like Church, Mosque, Chinese Temple, Hindu Temple, etc., subject to change and planning approval.
 - # The proposed Nursing Home could be built up to a height that is equivalent to a 15-storey block of HDB flats.
 - The proposed facilities and their locations as shown are indicative only. The proposed facilities may include other ancillary uses allowed under URA's prevailing Development Control guidelines. For example, places of worship may also include columbarium as an ancillary use, while community centres may also include childcare centres, and schools may be upgraded or built with higher-rise blocks. The implementation of the facilities is subject to review from time to time by the relevant authorities.
 - The use of the void deck in any apartment block, common property (such as precinct pavilion), car park or stand-alone community building for future amenities/facilities (such as childcare centres, elderly-related facilities, education centres, residents' committee centres and day activity centres), commercial facilities (such as shops and eating houses), mechanical and electrical rooms and such other facilities is subject to review from time to time.
 - The residential blocks may be completed ahead of the proposed precinct facilities, so that flat buyers are able to collect the keys to their new homes earlier.
 - Unless otherwise indicated in the sales brochure, all facilities within the project, including but not limited to roof gardens and sky terraces (if any), will be open to the public.

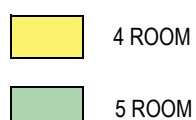
The information contained herein is subject to change at any time without notice and cannot form part of an offer or contract. While reasonable care has been taken in providing this information, HDB shall not be responsible in any way for any damage or loss suffered by any person whether directly or indirectly as a result of reliance on the said information or as a result of any error or omission therein.

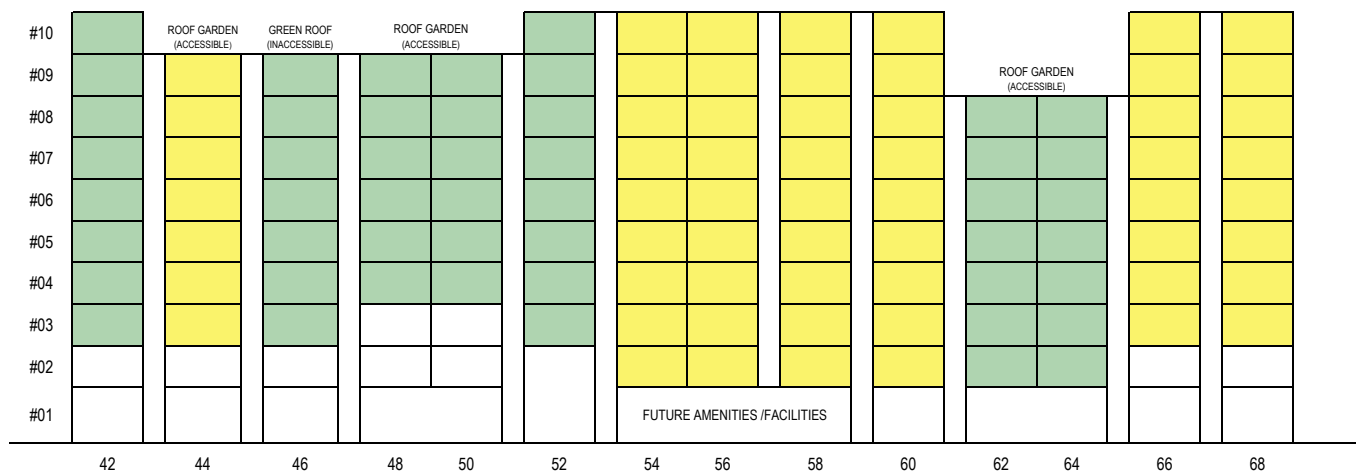


BLOCK 637A

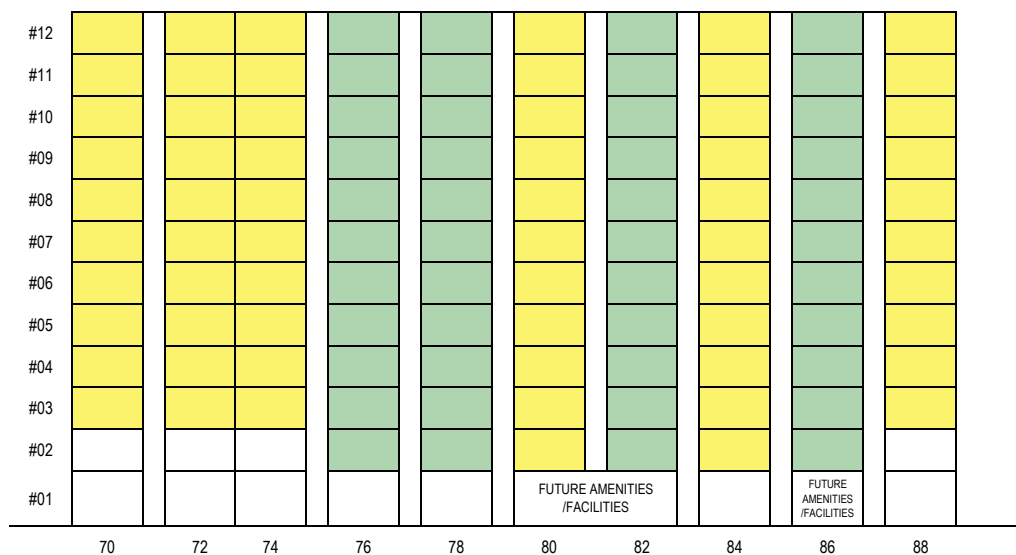
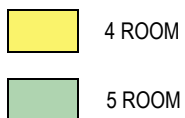


BLOCK 637B

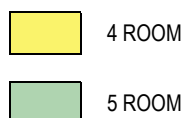


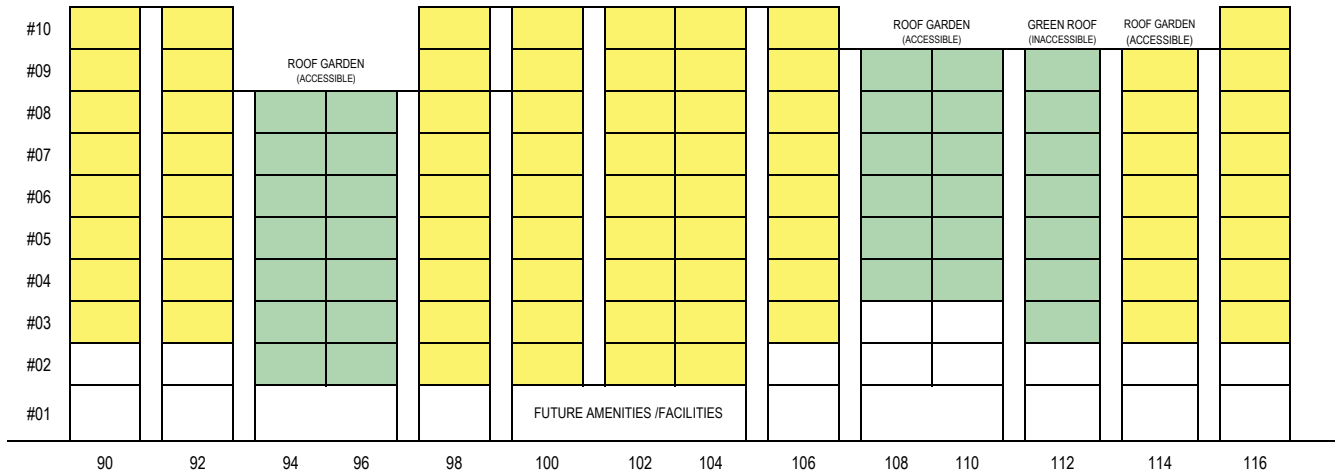


BLOCK 638A

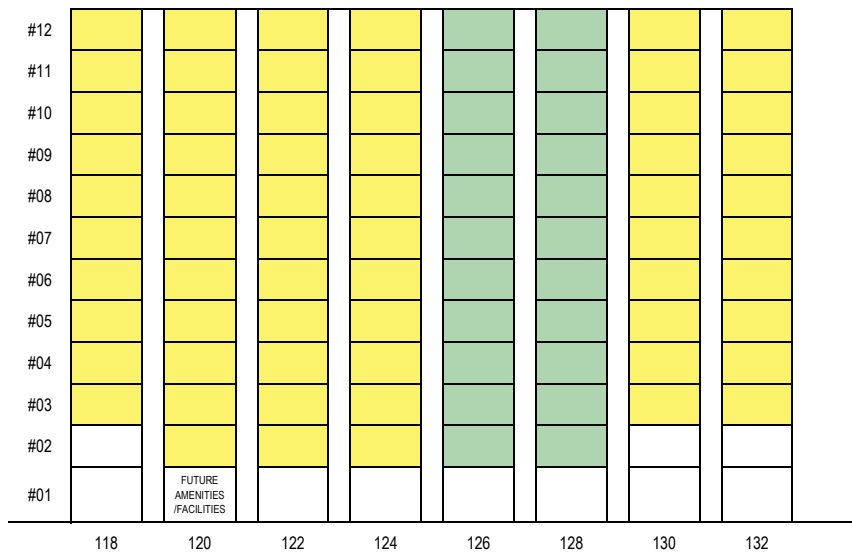
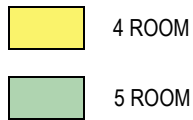


BLOCK 638B

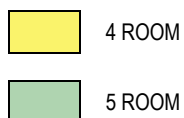


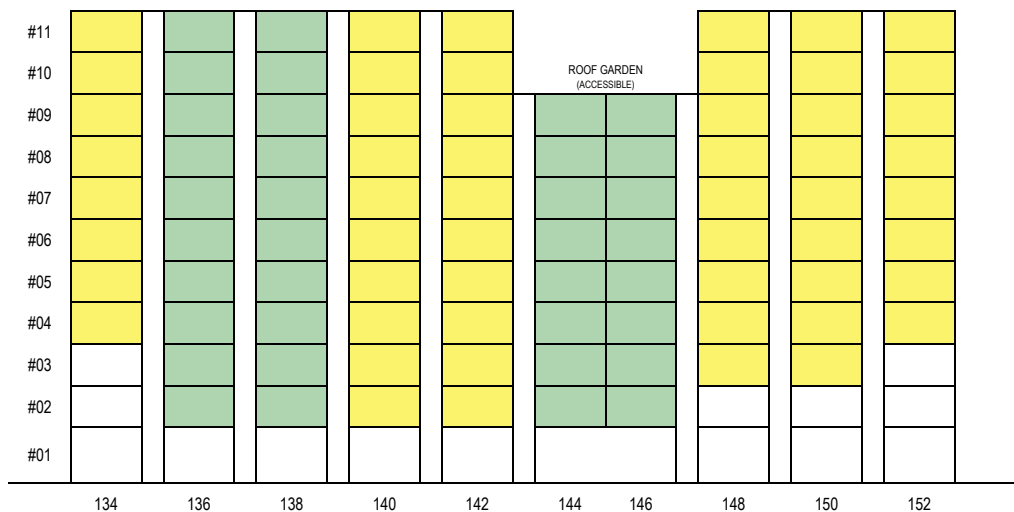


BLOCK 639A

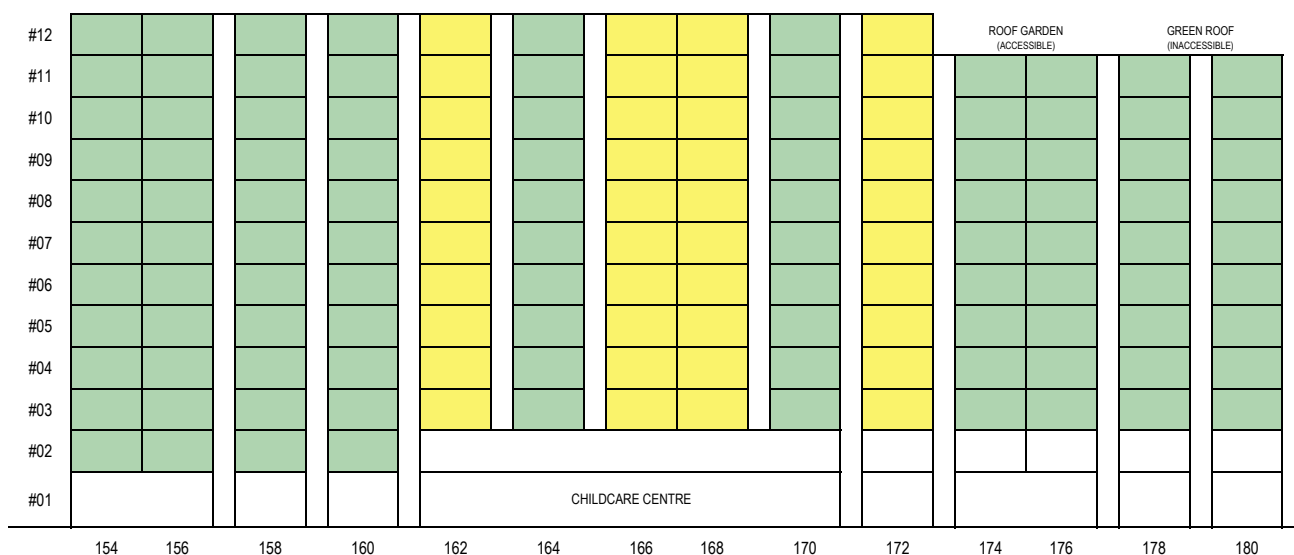
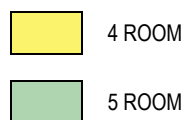


BLOCK 639B

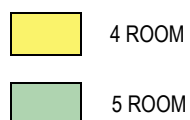


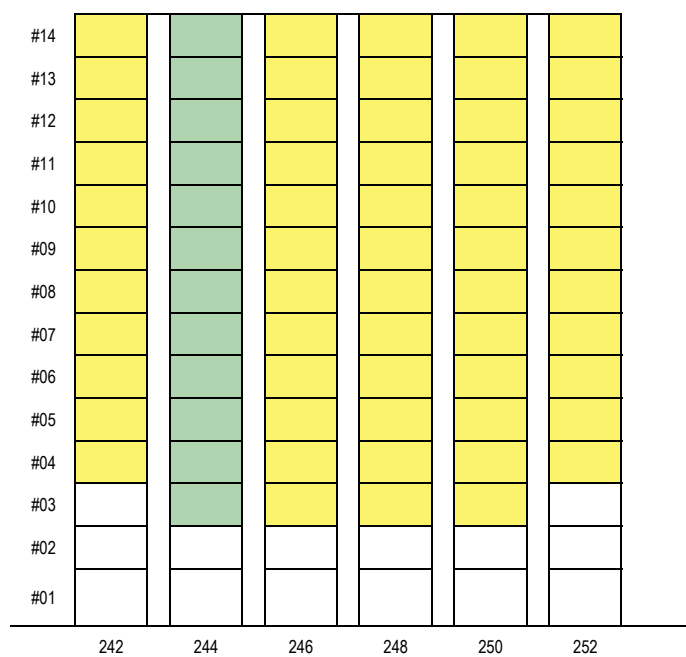


BLOCK 640A

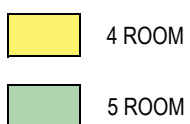


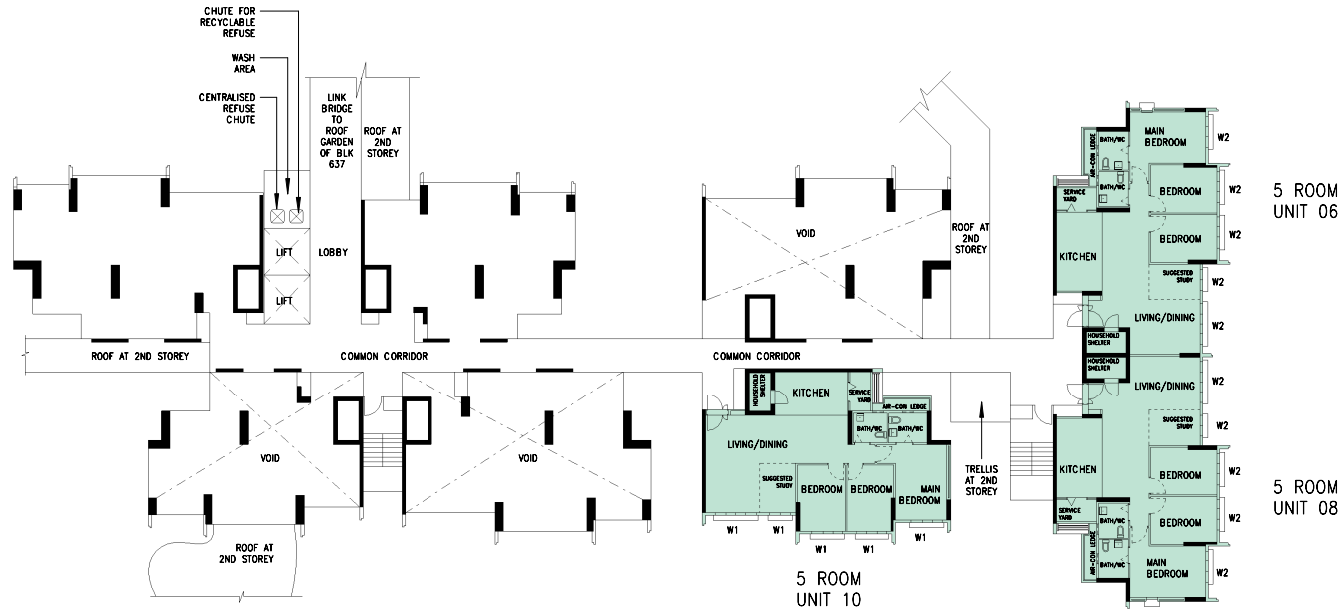
BLOCK 640B





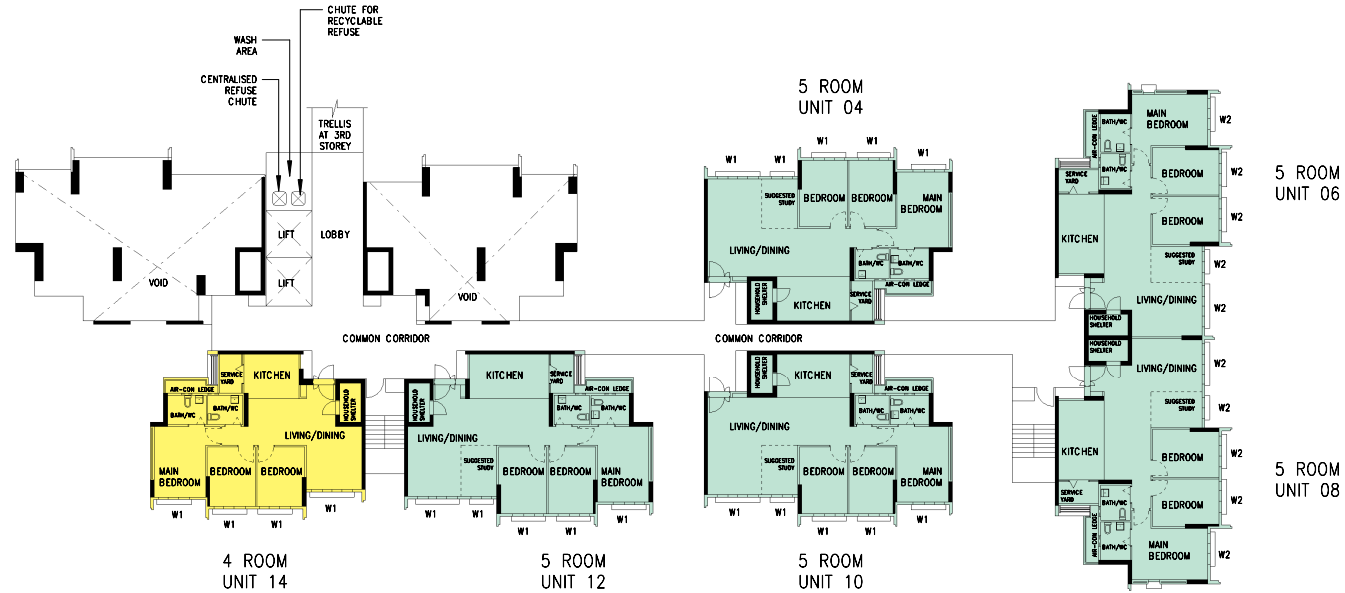
BLOCK 641C





BLOCK 637A
(2ND STOREY)

<p>WINDOW LEGEND</p> <p>W1 - THREE QUARTER HEIGHT WINDOW (Approx. 550mm HIGH PARAPET WALL)</p> <p>W2 - THREE QUARTER HEIGHT WINDOW (Approx. 550mm HIGH PARAPET WALL) WITH A SINGLE PANEL WINDOW</p>	<p>UNLESS OTHERWISE INDICATED ALL WINDOWS WILL BE STANDARD HEIGHT WINDOWS</p>	<p>SCALE 0 2 4 6 8 10 METERS</p>	<p>THE COLOURED FLOOR PLAN IS NOT INTENDED TO DEMARCAT THE BOUNDARY OF THE FLAT.</p>
------------------------------------------------------------------------------------------------------------------------------------------------------------------------------------------------------------	-------------------------------------------------------------------------------	----------------------------------	--------------------------------------------------------------------------------------



BLOCK 637A
(3RD STOREY)

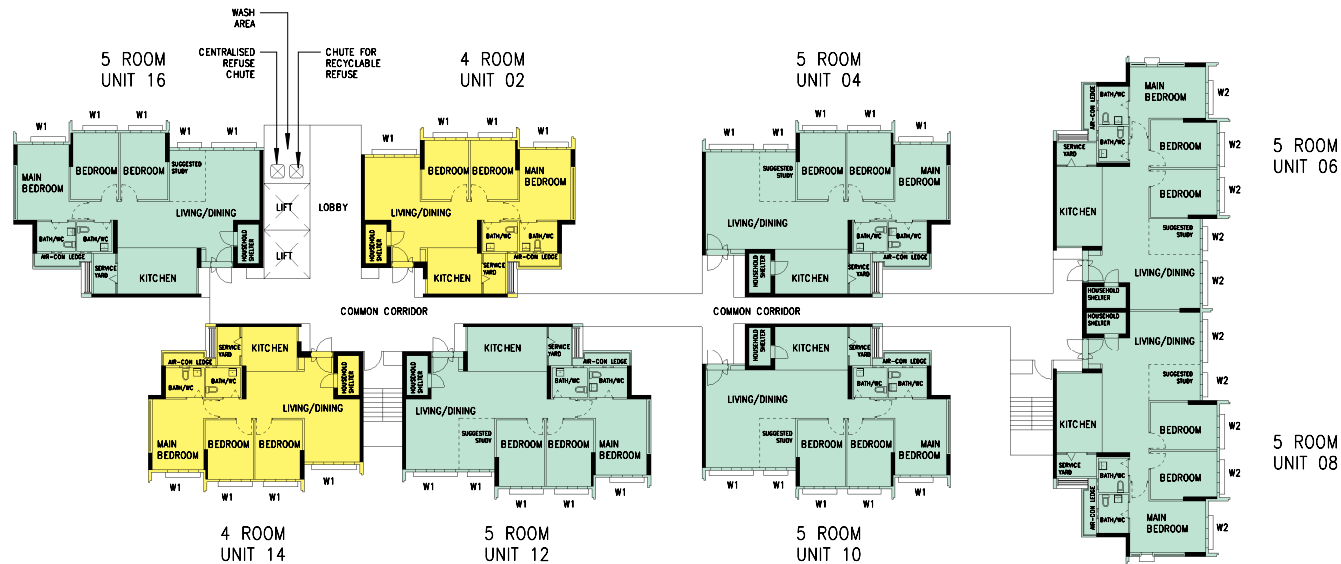
<p>WINDOW LEGEND</p> <p>W1 - THREE QUARTER HEIGHT WINDOW (Approx. 550mm HIGH PARAPET WALL)</p> <p>W2 - THREE QUARTER HEIGHT WINDOW (Approx. 550mm HIGH PARAPET WALL) WITH A SINGLE PANEL WINDOW</p>	<p>UNLESS OTHERWISE INDICATED ALL WINDOWS WILL BE STANDARD HEIGHT WINDOWS</p>	<p>SCALE 0 2 4 6 8 10 METERS</p>	<p>THE COLOURED FLOOR PLAN IS NOT INTENDED TO DEMARCAT THE BOUNDARY OF THE FLAT.</p>
------------------------------------------------------------------------------------------------------------------------------------------------------------------------------------------------------------	-------------------------------------------------------------------------------	----------------------------------	--------------------------------------------------------------------------------------



BLOCK 637A
(4TH STOREY)

UNITS AT AND ABOVE 4TH STOREY ARE HIGHER THAN
THE MAIN ROOF LEVEL OF BLOCK 637

WINDOW LEGEND W1 - THREE QUARTER HEIGHT WINDOW (Approx. 550mm HIGH PARAPET WALL) W2 - THREE QUARTER HEIGHT WINDOW (Approx. 550mm HIGH PARAPET WALL) WITH A SINGLE PANEL WINDOW		UNLESS OTHERWISE INDICATED ALL WINDOWS WILL BE STANDARD HEIGHT WINDOWS		THE COLOURED FLOOR PLAN IS NOT INTENDED TO DEMARCAT THE BOUNDARY OF THE FLAT.
---------------------------------------------------------------------------------------------------------------------------------------------------------------------------------------------	--	------------------------------------------------------------------------	--	-------------------------------------------------------------------------------



BLOCK 637A (5TH STOREY)

UNITS AT AND ABOVE 4TH STOREY ARE HIGHER THAN
THE MAIN ROOF LEVEL OF BLOCK 637

WINDOW LEGEND

- W1 - THREE QUARTER HEIGHT WINDOW (Approx. 550mm HIGH PARAPET WALL)
W2 - THREE QUARTER HEIGHT WINDOW (Approx. 550mm HIGH PARAPET WALL)
WITH A SINGLE PANEL WINDOW

UNLESS OTHERWISE INDICATED ALL WINDOWS WILL BE STANDARD HEIGHT
WINDOWS

SCALE 0 2 4 6 8 10 METERS

THE COLOURED FLOOR PLAN IS NOT INTENDED TO DEMARCAT
THE BOUNDARY OF THE FLAT.



BLOCK 637A (6TH TO 8TH STOREY)

UNITS AT AND ABOVE 4TH STOREY ARE HIGHER THAN
THE MAIN ROOF LEVEL OF BLOCK 637

WINDOW LEGEND

- W1 - THREE QUARTER HEIGHT WINDOW (Approx. 550mm HIGH PARAPET WALL)
- W2 - THREE QUARTER HEIGHT WINDOW (Approx. 550mm HIGH PARAPET WALL) WITH A SINGLE PANEL WINDOW

UNLESS OTHERWISE INDICATED ALL WINDOWS WILL BE STANDARD HEIGHT
WINDOWS


SCALE 0 2 4 6 8 10 METERS

THE COLOURED FLOOR PLAN IS NOT INTENDED TO DEMARCAT
THE BOUNDARY OF THE FLAT.



BLOCK 637A
(9TH STOREY)

UNITS AT AND ABOVE 4TH STOREY ARE HIGHER THAN
THE MAIN ROOF LEVEL OF BLOCK 637

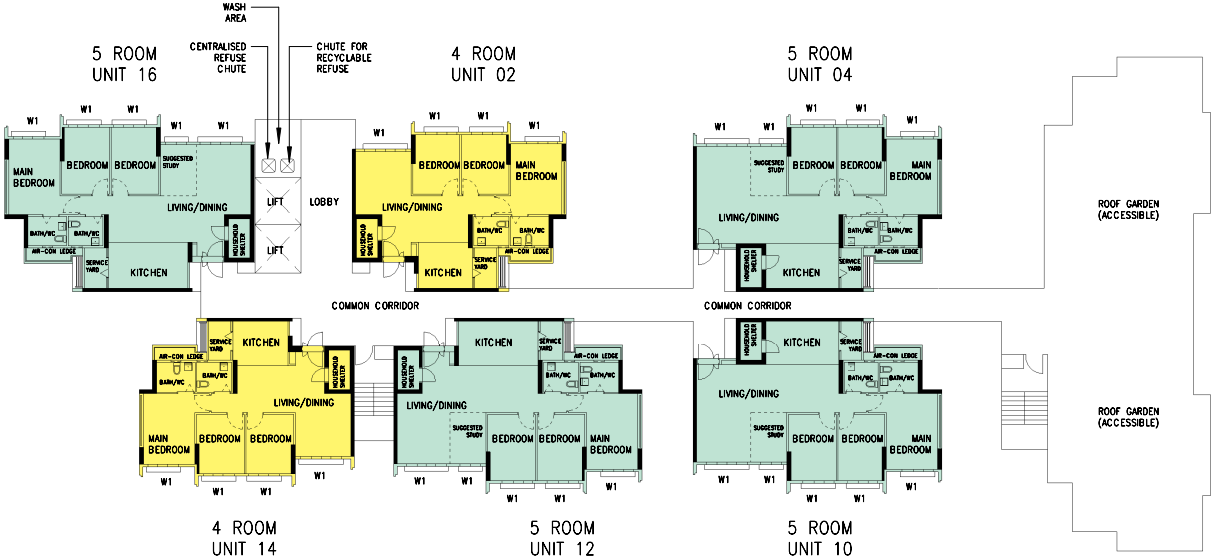
WINDOW LEGEND	UNLESS OTHERWISE INDICATED ALL WINDOWS WILL BE STANDARD HEIGHT WINDOWS		THE COLOURED FLOOR PLAN IS NOT INTENDED TO DEMARCAT THE BOUNDARY OF THE FLAT.
W1 - THREE QUARTER HEIGHT WINDOW (Approx. 550mm HIGH PARAPET WALL) W2 - THREE QUARTER HEIGHT WINDOW (Approx. 550mm HIGH PARAPET WALL) WITH A SINGLE PANEL WINDOW			



BLOCK 637A
(10TH STOREY)

UNITS AT AND ABOVE 4TH STOREY ARE HIGHER THAN
THE MAIN ROOF LEVEL OF BLOCK 637

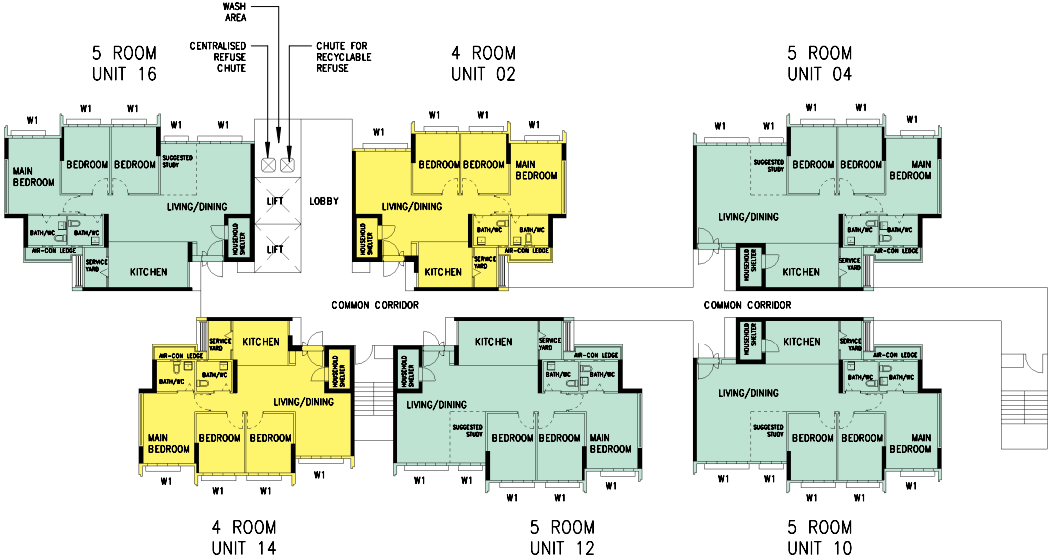
<p>WINDOW LEGEND</p> <p>W1 - THREE QUARTER HEIGHT WINDOW (Approx. 550mm HIGH PARAPET WALL)</p> <p>W2 - THREE QUARTER HEIGHT WINDOW (Approx. 550mm HIGH PARAPET WALL) WITH A SINGLE PANEL WINDOW</p>	<p>UNLESS OTHERWISE INDICATED ALL WINDOWS WILL BE STANDARD HEIGHT WINDOWS</p>	<p>SCALE 0 2 4 6 8 10 METERS</p>	<p>THE COLOURED FLOOR PLAN IS NOT INTENDED TO DEMARCAT THE BOUNDARY OF THE FLAT.</p>
------------------------------------------------------------------------------------------------------------------------------------------------------------------------------------------------------------	-------------------------------------------------------------------------------	----------------------------------	--------------------------------------------------------------------------------------



BLOCK 637A
(11TH STOREY)

UNITS AT AND ABOVE 4TH STOREY ARE HIGHER THAN
THE MAIN ROOF LEVEL OF BLOCK 637

<p>WINDOW LEGEND</p> <p>W1 - THREE QUARTER HEIGHT WINDOW (Approx. 550mm HIGH PARAPET WALL)</p> <p>W2 - THREE QUARTER HEIGHT WINDOW (Approx. 550mm HIGH PARAPET WALL) WITH A SINGLE PANEL WINDOW</p>	<p>UNLESS OTHERWISE INDICATED ALL WINDOWS WILL BE STANDARD HEIGHT WINDOWS</p>	<p>SCALE 0 2 4 6 8 10 METERS</p>	<p>THE COLOURED FLOOR PLAN IS NOT INTENDED TO DEMARCAT THE BOUNDARY OF THE FLAT.</p>
------------------------------------------------------------------------------------------------------------------------------------------------------------------------------------------------------------	-------------------------------------------------------------------------------	----------------------------------	--------------------------------------------------------------------------------------

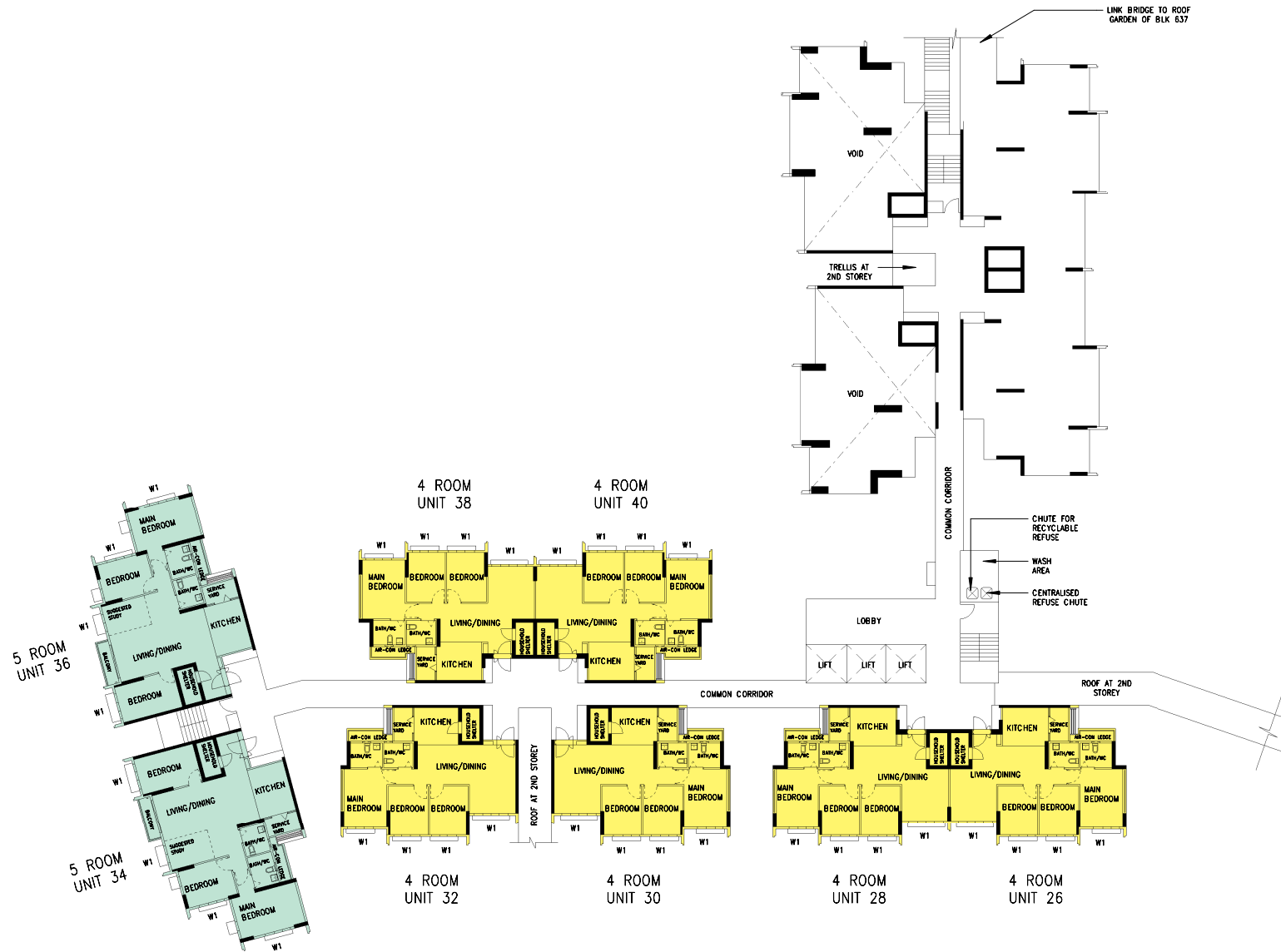


BLOCK 637A
(12TH STOREY)

UNITS AT AND ABOVE 4TH STOREY ARE HIGHER THAN
THE MAIN ROOF LEVEL OF BLOCK 637

WINDOW LEGEND W1 - THREE QUARTER HEIGHT WINDOW (Approx. 550mm HIGH PARAPET WALL) W2 - THREE QUARTER HEIGHT WINDOW (Approx. 550mm HIGH PARAPET WALL) WITH A SINGLE PANEL WINDOW	UNLESS OTHERWISE INDICATED ALL WINDOWS WILL BE STANDARD HEIGHT WINDOWS	SCALE 0 2 4 6 8 10 METERS	THE COLOURED FLOOR PLAN IS NOT INTENDED TO DEMARCAT THE BOUNDARY OF THE FLAT.
---------------------------------------------------------------------------------------------------------------------------------------------------------------------------------------------	------------------------------------------------------------------------	---------------------------	-------------------------------------------------------------------------------

BLOCK 637B (2ND STOREY)



WINDOW LEGEND

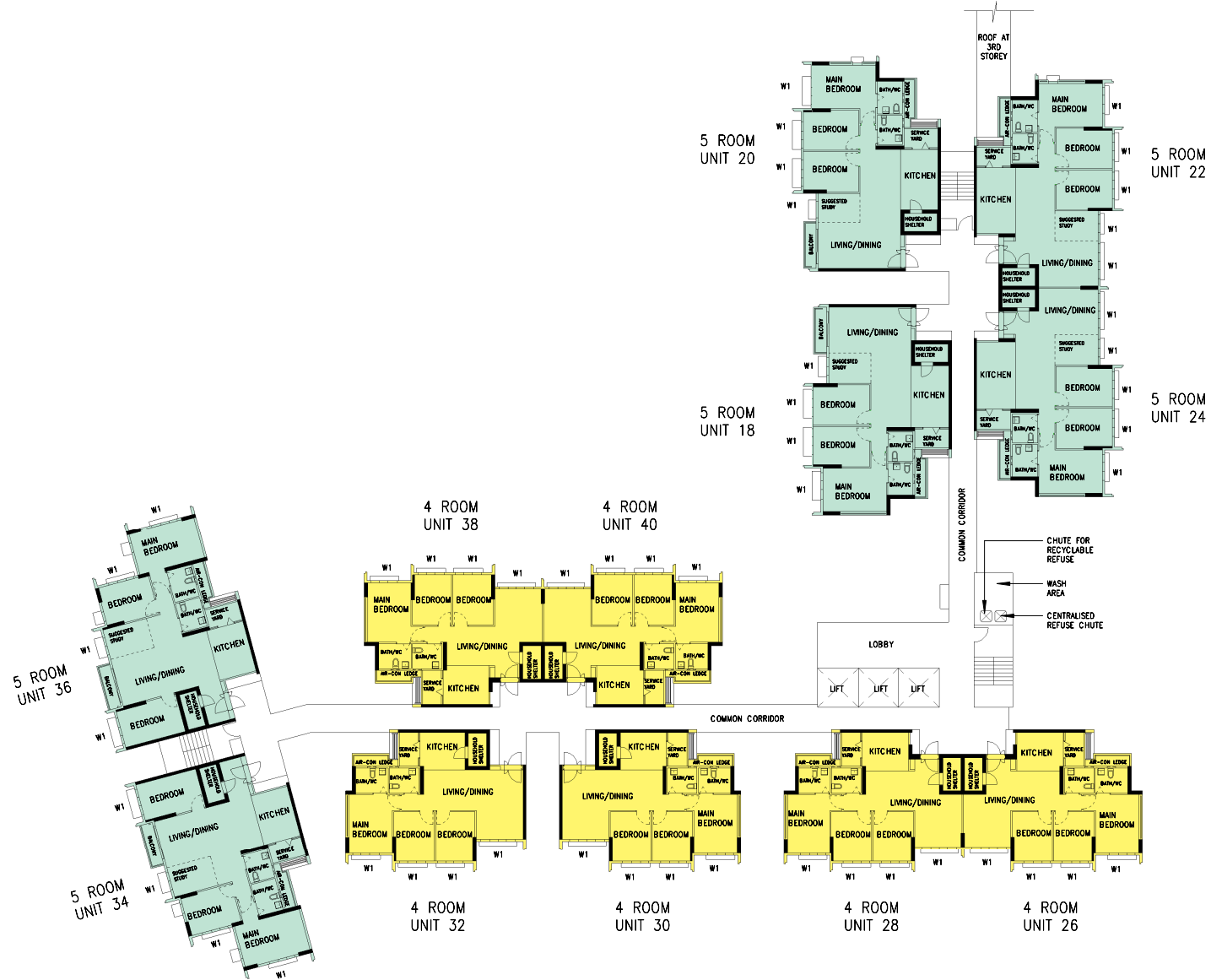
- W1 - THREE QUARTER HEIGHT WINDOW (Approx. 550mm HIGH PARAPET WALL)
- W2 - THREE QUARTER HEIGHT WINDOW (Approx. 550mm HIGH PARAPET WALL) WITH A SINGLE PANEL WINDOW

UNLESS OTHERWISE INDICATED ALL WINDOWS WILL BE STANDARD HEIGHT WINDOWS

SCALE 0 2 4 6 8 10 METERS

THE COLOURED FLOOR PLAN IS NOT INTENDED TO DEMARCAT THE BOUNDARY OF THE FLAT.

BLOCK 637B
(3RD STOREY)



<p>WINDOW LEGEND</p> <p>W1 - THREE QUARTER HEIGHT WINDOW (Approx. 550mm HIGH PARAPET WALL)</p> <p>W2 - THREE QUARTER HEIGHT WINDOW (Approx. 550mm HIGH PARAPET WALL) WITH A SINGLE PANEL WINDOW</p>	<p>UNLESS OTHERWISE INDICATED ALL WINDOWS WILL BE STANDARD HEIGHT WINDOWS</p>	<p>SCALE 0 2 4 6 8 10 METERS</p>	<p>THE COLOURED FLOOR PLAN IS NOT INTENDED TO DEMARCATATE THE BOUNDARY OF THE FLAT.</p>
------------------------------------------------------------------------------------------------------------------------------------------------------------------------------------------------------------	-------------------------------------------------------------------------------	----------------------------------	-----------------------------------------------------------------------------------------

BLOCK 637B (4TH STOREY)

UNITS AT AND ABOVE 4TH STOREY ARE HIGHER THAN
THE MAIN ROOF LEVEL OF BLOCK 637



WINDOW LEGEND

- W1 - THREE QUARTER HEIGHT WINDOW (Approx. 550mm HIGH PARAPET WALL)
- W2 - THREE QUARTER HEIGHT WINDOW (Approx. 550mm HIGH PARAPET WALL) WITH A SINGLE PANEL WINDOW

UNLESS OTHERWISE INDICATED ALL WINDOWS WILL BE STANDARD HEIGHT WINDOWS

SCALE 0 2 4 6 8 10 METERS

THE COLOURED FLOOR PLAN IS NOT INTENDED TO DEMARCAT THE BOUNDARY OF THE FLAT.

BLOCK 637B (5TH STOREY)

UNITS AT AND ABOVE 4TH STOREY ARE HIGHER THAN
THE MAIN ROOF LEVEL OF BLOCK 637



WINDOW LEGEND

- W1 - THREE QUARTER HEIGHT WINDOW (Approx. 550mm HIGH PARAPET WALL)
- W2 - THREE QUARTER HEIGHT WINDOW (Approx. 550mm HIGH PARAPET WALL) WITH A SINGLE PANEL WINDOW

UNLESS OTHERWISE INDICATED ALL WINDOWS WILL BE STANDARD HEIGHT WINDOWS

SCALE 0 2 4 6 8 10 METERS

THE COLOURED FLOOR PLAN IS NOT INTENDED TO DEMARCAT THE BOUNDARY OF THE FLAT.



BLOCK 637B (6TH TO 8TH STOREY)

UNITS AT AND ABOVE 4TH STOREY ARE HIGHER THAN
THE MAIN ROOF LEVEL OF BLOCK 637

WINDOW LEGEND

- W1 - THREE QUARTER HEIGHT WINDOW (Approx. 550mm HIGH PARAPET WALL)
- W2 - THREE QUARTER HEIGHT WINDOW (Approx. 550mm HIGH PARAPET WALL)
WITH A SINGLE PANEL WINDOW

UNLESS OTHERWISE INDICATED ALL WINDOWS WILL BE STANDARD HEIGHT
WINDOWS

SCALE 0 2 4 6 8 10 METERS

THE COLOURED FLOOR PLAN IS NOT INTENDED TO DEMARCAT
THE BOUNDARY OF THE FLAT.

BLOCK 637B (9TH STOREY)

UNITS AT AND ABOVE 4TH STOREY ARE HIGHER THAN
THE MAIN ROOF LEVEL OF BLOCK 637



WINDOW LEGEND

- W1 - THREE QUARTER HEIGHT WINDOW (Approx. 550mm HIGH PARAPET WALL)
W2 - THREE QUARTER HEIGHT WINDOW (Approx. 550mm HIGH PARAPET WALL)
WITH A SINGLE PANEL WINDOW

UNLESS OTHERWISE INDICATED ALL WINDOWS WILL BE STANDARD HEIGHT
WINDOWS

SCALE 0 2 4 6 8 10 METERS

THE COLOURED FLOOR PLAN IS NOT INTENDED TO DEMARCAT
THE BOUNDARY OF THE FLAT.

BLOCK 637B (10TH STOREY)

UNITS AT AND ABOVE 4TH STOREY ARE HIGHER THAN
THE MAIN ROOF LEVEL OF BLOCK 637



WINDOW LEGEND

- W1 - THREE QUARTER HEIGHT WINDOW (Approx. 550mm HIGH PARAPET WALL)
- W2 - THREE QUARTER HEIGHT WINDOW (Approx. 550mm HIGH PARAPET WALL) WITH A SINGLE PANEL WINDOW

UNLESS OTHERWISE INDICATED ALL WINDOWS WILL BE STANDARD HEIGHT WINDOWS

SCALE 0 2 4 6 8 10 METERS

THE COLOURED FLOOR PLAN IS NOT INTENDED TO DEMARCAT THE BOUNDARY OF THE FLAT.

BLOCK 637B
(11TH & 12TH STOREY)

UNITS AT AND ABOVE 4TH STOREY ARE HIGHER THAN
THE MAIN ROOF LEVEL OF BLOCK 637



<p>WINDOW LEGEND</p> <p>W1 - THREE QUARTER HEIGHT WINDOW (Approx. 550mm HIGH PARAPET WALL)</p> <p>W2 - THREE QUARTER HEIGHT WINDOW (Approx. 550mm HIGH PARAPET WALL) WITH A SINGLE PANEL WINDOW</p>	<p>UNLESS OTHERWISE INDICATED ALL WINDOWS WILL BE STANDARD HEIGHT WINDOWS</p>	<p>SCALE 0 2 4 6 8 10 METERS</p>	<p>THE COLOURED FLOOR PLAN IS NOT INTENDED TO DEMARCAT THE BOUNDARY OF THE FLAT.</p>
------------------------------------------------------------------------------------------------------------------------------------------------------------------------------------------------------------	-------------------------------------------------------------------------------	----------------------------------	--------------------------------------------------------------------------------------

BLOCK 637B
(13TH STOREY)

UNITS AT AND ABOVE 4TH STOREY ARE HIGHER THAN
THE MAIN ROOF LEVEL OF BLOCK 637



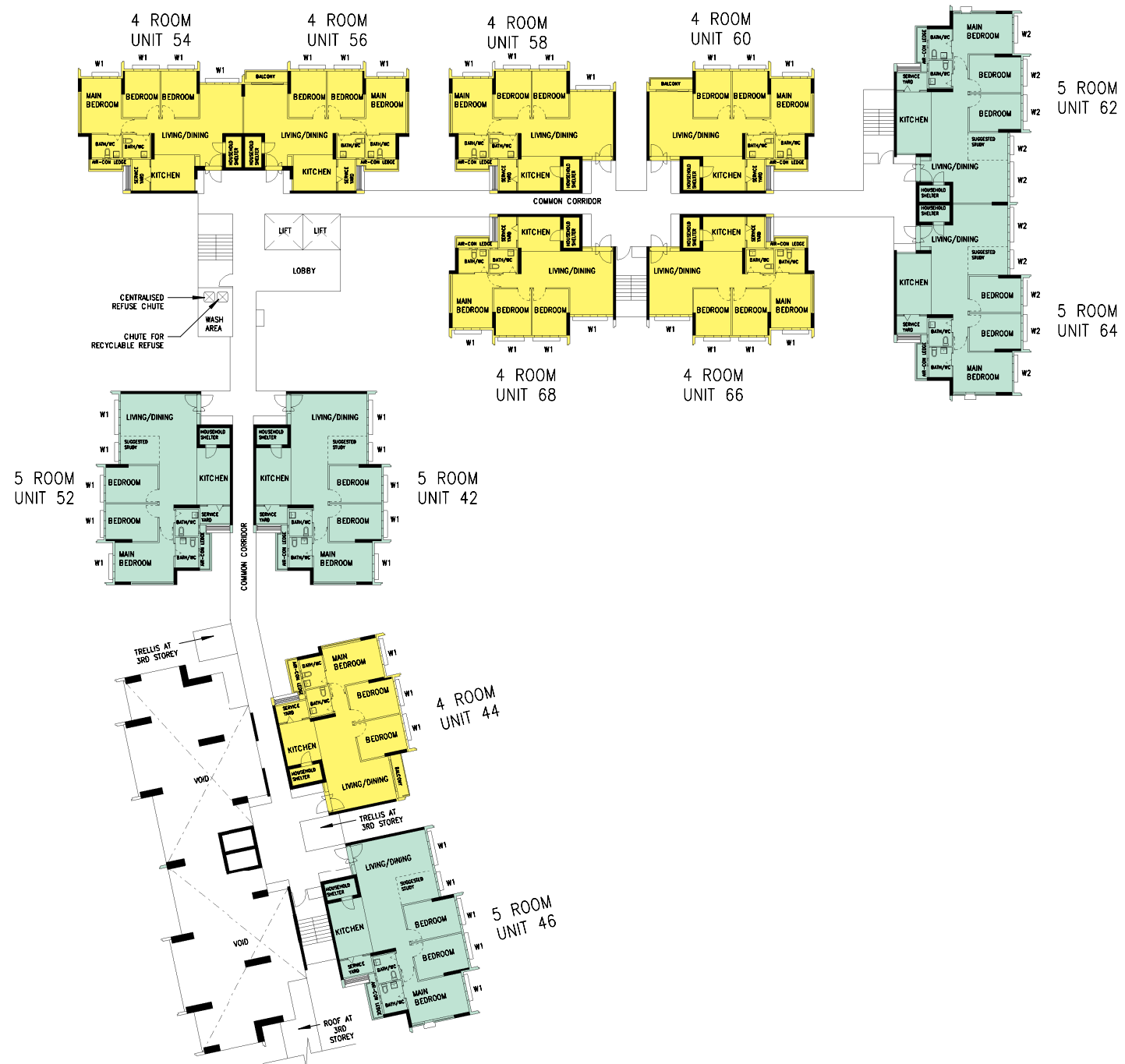
<p>WINDOW LEGEND</p> <p>W1 - THREE QUARTER HEIGHT WINDOW (Approx. 550mm HIGH PARAPET WALL)</p> <p>W2 - THREE QUARTER HEIGHT WINDOW (Approx. 550mm HIGH PARAPET WALL) WITH A SINGLE PANEL WINDOW</p>	<p>UNLESS OTHERWISE INDICATED ALL WINDOWS WILL BE STANDARD HEIGHT WINDOWS</p>	<p>SCALE 0 2 4 6 8 10 METERS</p>	<p>THE COLOURED FLOOR PLAN IS NOT INTENDED TO DEMARCAT THE BOUNDARY OF THE FLAT.</p>
------------------------------------------------------------------------------------------------------------------------------------------------------------------------------------------------------------	-------------------------------------------------------------------------------	----------------------------------	--------------------------------------------------------------------------------------

BLOCK 638A
(2ND STOREY)



<p>WINDOW LEGEND</p> <p>W1 - THREE QUARTER HEIGHT WINDOW (Approx. 550mm HIGH PARAPET WALL)</p> <p>W2 - THREE QUARTER HEIGHT WINDOW (Approx. 550mm HIGH PARAPET WALL) WITH A SINGLE PANEL WINDOW</p>	<p>UNLESS OTHERWISE INDICATED ALL WINDOWS WILL BE STANDARD HEIGHT WINDOWS</p>	<p>SCALE 0 2 4 6 8 10 METERS</p>	<p>THE COLOURED FLOOR PLAN IS NOT INTENDED TO DEMARCAT THE BOUNDARY OF THE FLAT.</p>
------------------------------------------------------------------------------------------------------------------------------------------------------------------------------------------------------------	-------------------------------------------------------------------------------	----------------------------------	--------------------------------------------------------------------------------------

BLOCK 638A (3RD STOREY)



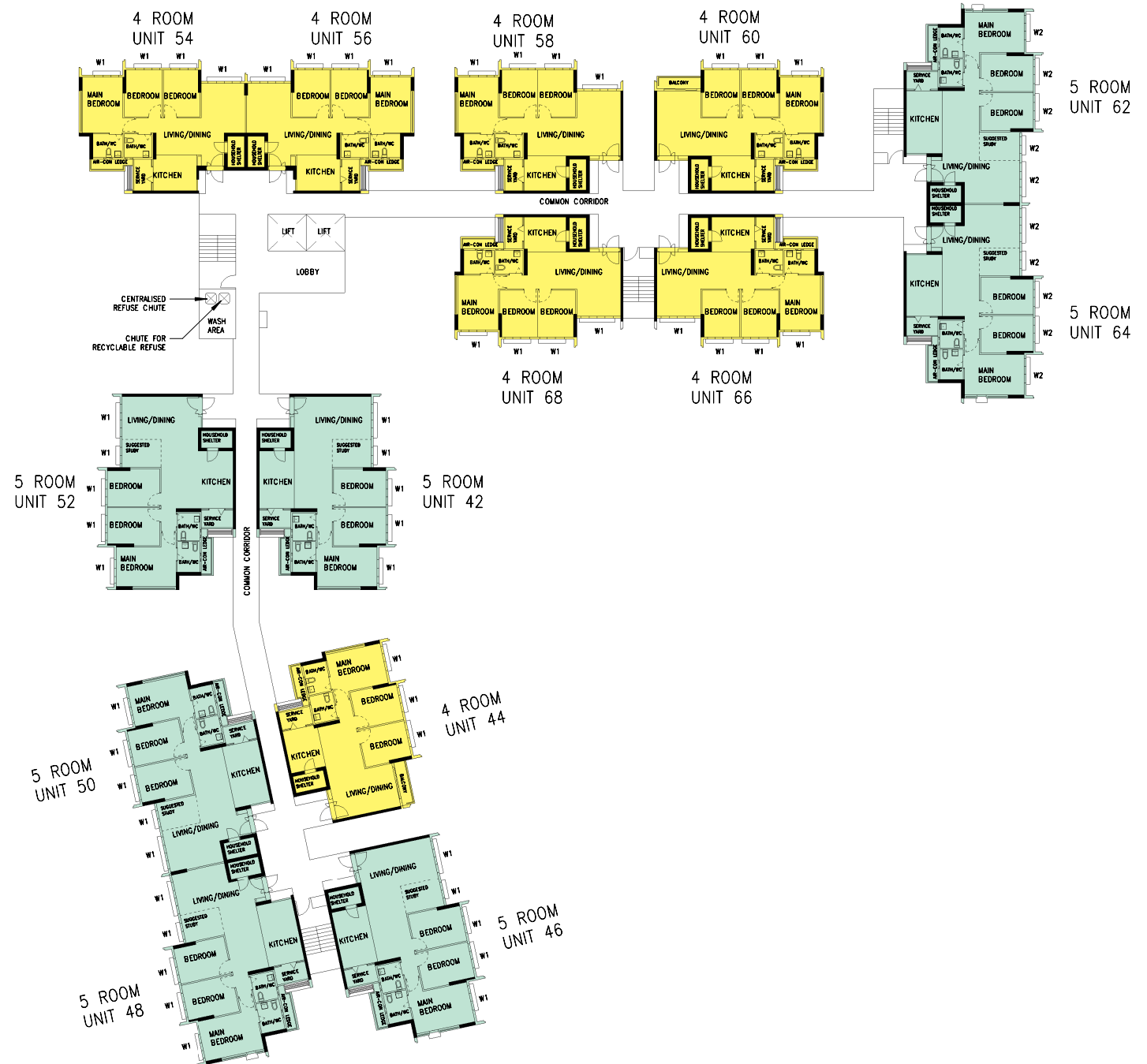
WINDOW LEGEND

- W1 - THREE QUARTER HEIGHT WINDOW (Approx. 550mm HIGH PARAPET WALL)
W2 - THREE QUARTER HEIGHT WINDOW (Approx. 550mm HIGH PARAPET WALL) WITH A SINGLE PANEL WINDOW

UNLESS OTHERWISE INDICATED ALL WINDOWS WILL BE STANDARD HEIGHT WINDOWS

SCALE 0 2 4 6 8 10 METERS

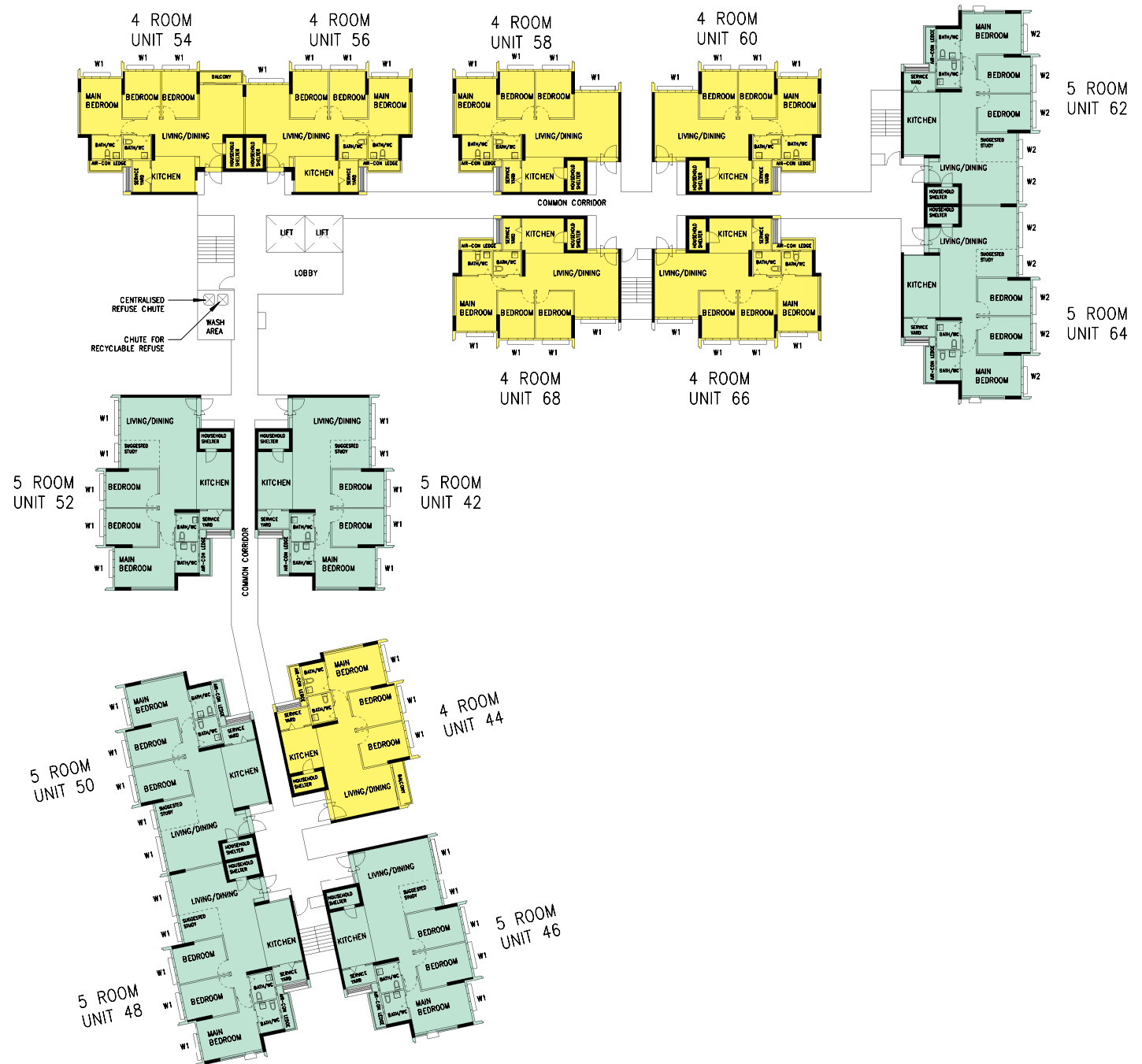
THE COLOURED FLOOR PLAN IS NOT INTENDED TO DEMARCAT THE BOUNDARY OF THE FLAT.



BLOCK 638A
(4TH STOREY)

UNITS AT AND ABOVE 4TH STOREY ARE HIGHER THAN
THE MAIN ROOF LEVEL OF BLOCK 637

<p>WINDOW LEGEND</p> <p>W1 - THREE QUARTER HEIGHT WINDOW (Approx. 550mm HIGH PARAPET WALL)</p> <p>W2 - THREE QUARTER HEIGHT WINDOW (Approx. 550mm HIGH PARAPET WALL) WITH A SINGLE PANEL WINDOW</p>	<p>UNLESS OTHERWISE INDICATED ALL WINDOWS WILL BE STANDARD HEIGHT WINDOWS</p>	<p>SCALE 0 2 4 6 8 10 METERS</p> 	<p>THE COLOURED FLOOR PLAN IS NOT INTENDED TO DEMARCAT THE BOUNDARY OF THE FLAT.</p>
------------------------------------------------------------------------------------------------------------------------------------------------------------------------------------------------------------	-------------------------------------------------------------------------------	------------------------------------------------------------------------------------------------------------------------	--------------------------------------------------------------------------------------



BLOCK 638A (5TH STOREY)

UNITS AT AND ABOVE 4TH STOREY ARE HIGHER THAN
THE MAIN ROOF LEVEL OF BLOCK 637

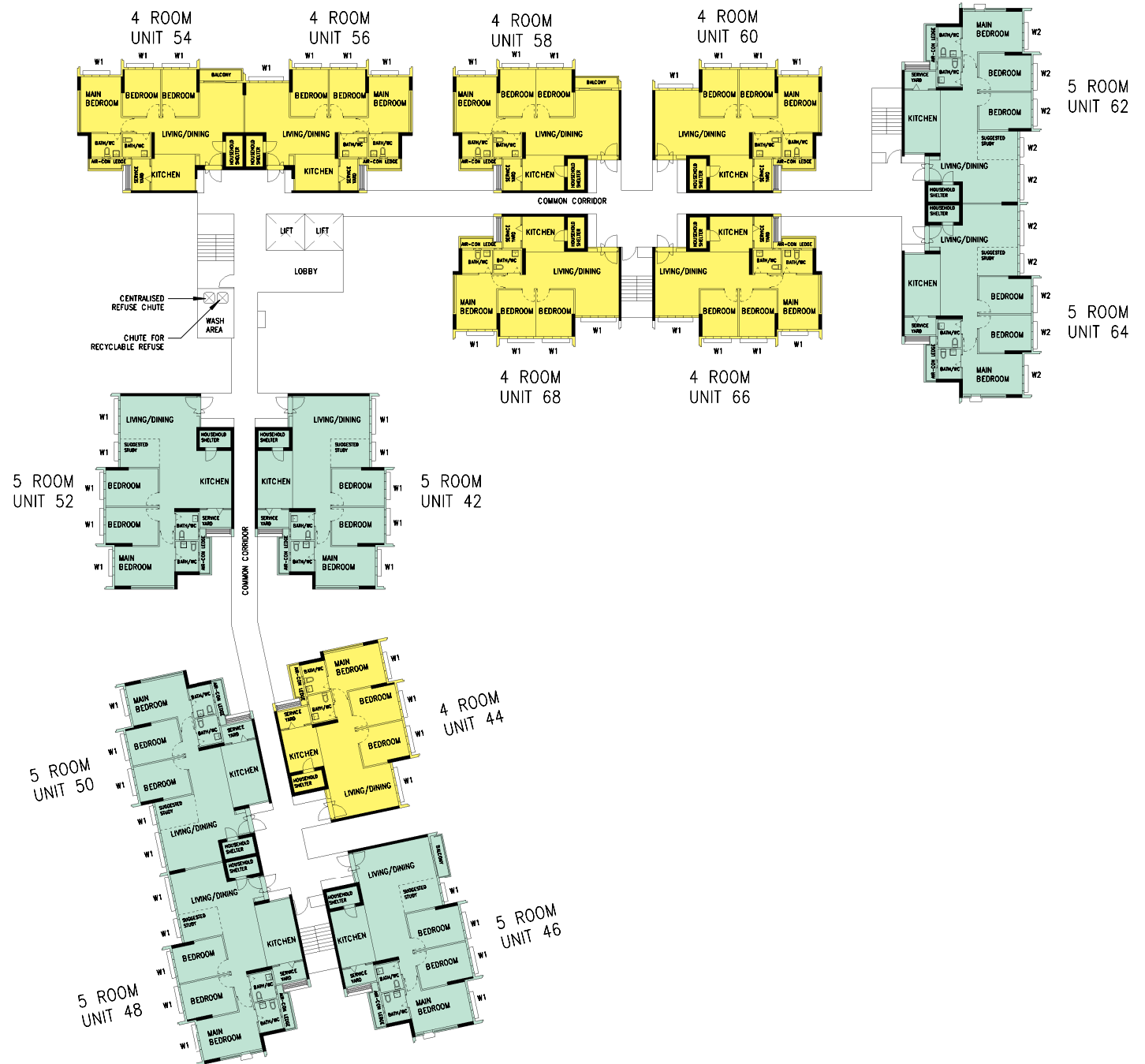
WINDOW LEGEND

- W1 - THREE QUARTER HEIGHT WINDOW (Approx. 550mm HIGH PARAPET WALL)
- W2 - THREE QUARTER HEIGHT WINDOW (Approx. 550mm HIGH PARAPET WALL)
WITH A SINGLE PANEL WINDOW

UNLESS OTHERWISE INDICATED ALL WINDOWS WILL BE STANDARD HEIGHT
WINDOWS

SCALE 0 2 4 6 8 10 METERS

THE COLOURED FLOOR PLAN IS NOT INTENDED TO DEMARCAT
THE BOUNDARY OF THE FLAT.



BLOCK 638A **(6TH - 7TH STOREY)**

UNITS AT AND ABOVE 4TH STOREY ARE HIGHER THAN
THE MAIN ROOF LEVEL OF BLOCK 637

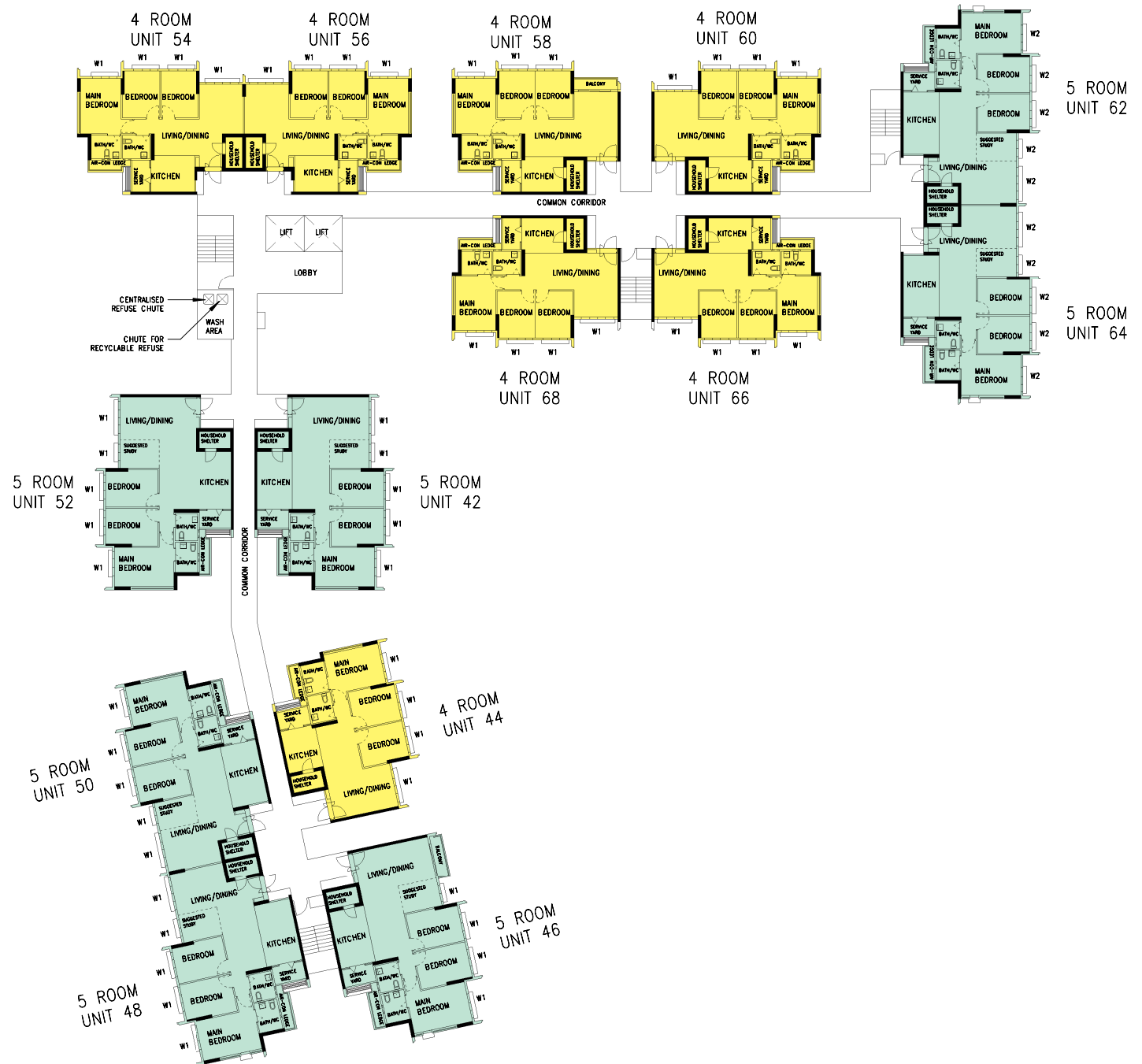
WINDOW LEGEND

- W1 - THREE QUARTER HEIGHT WINDOW (Approx. 550mm HIGH PARAPET WALL)
- W2 - THREE QUARTER HEIGHT WINDOW (Approx. 550mm HIGH PARAPET WALL)
WITH A SINGLE PANEL WINDOW

UNLESS OTHERWISE INDICATED ALL WINDOWS WILL BE STANDARD HEIGHT
WINDOWS

SCALE 0 2 4 6 8 10 METERS

THE COLOURED FLOOR PLAN IS NOT INTENDED TO DEMARCAT
THE BOUNDARY OF THE FLAT.



BLOCK 638A (8TH STOREY)

UNITS AT AND ABOVE 4TH STOREY ARE HIGHER THAN
THE MAIN ROOF LEVEL OF BLOCK 637

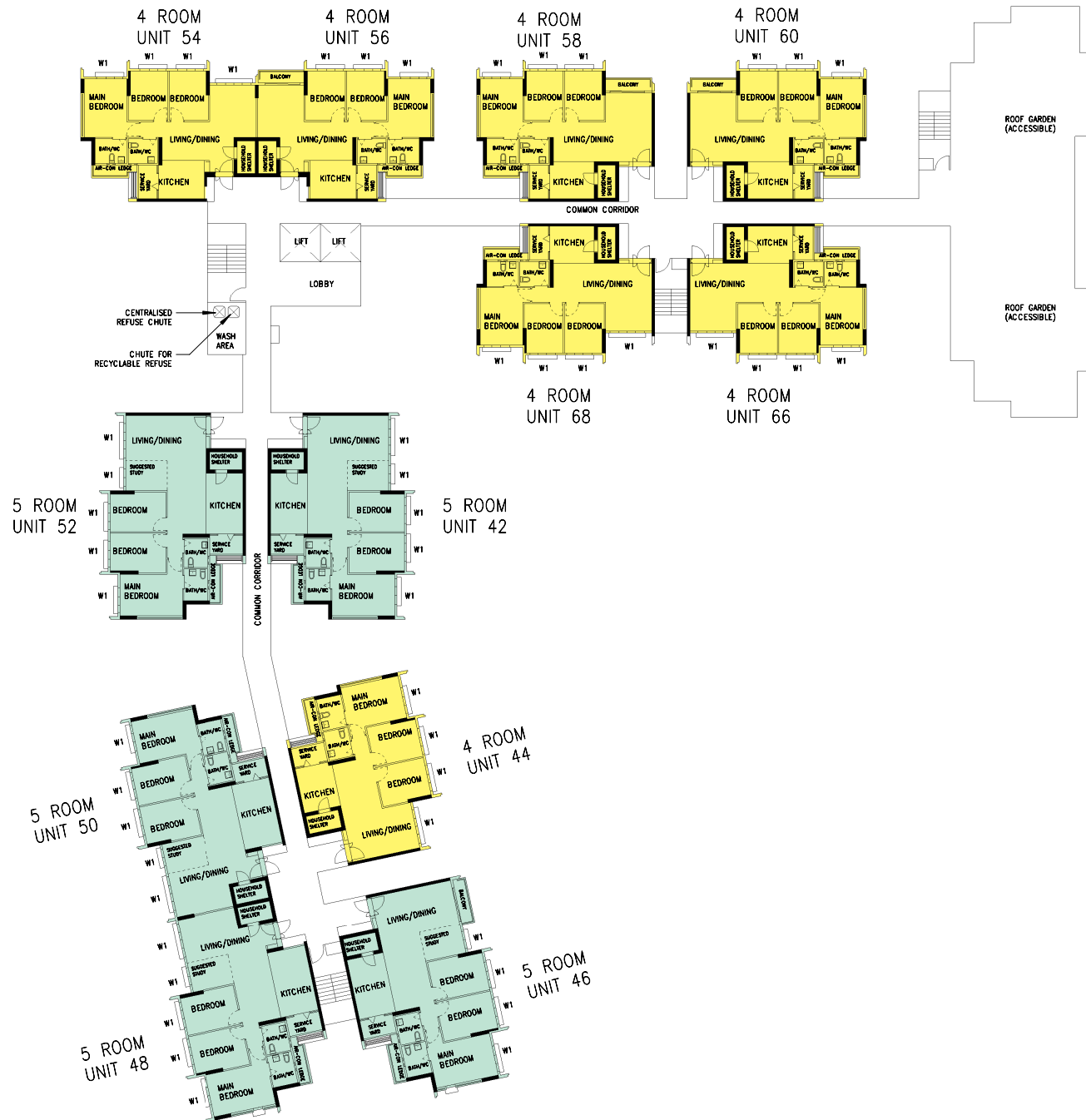
WINDOW LEGEND

- W1 - THREE QUARTER HEIGHT WINDOW (Approx. 550mm HIGH PARAPET WALL)
- W2 - THREE QUARTER HEIGHT WINDOW (Approx. 550mm HIGH PARAPET WALL)
WITH A SINGLE PANEL WINDOW

UNLESS OTHERWISE INDICATED ALL WINDOWS WILL BE STANDARD HEIGHT
WINDOWS

SCALE 0 2 4 6 8 10 METERS

THE COLOURED FLOOR PLAN IS NOT INTENDED TO DEMARCAT
THE BOUNDARY OF THE FLAT.



BLOCK 638A
(9TH STOREY)

UNITS AT AND ABOVE 4TH STOREY ARE HIGHER THAN
THE MAIN ROOF LEVEL OF BLOCK 637

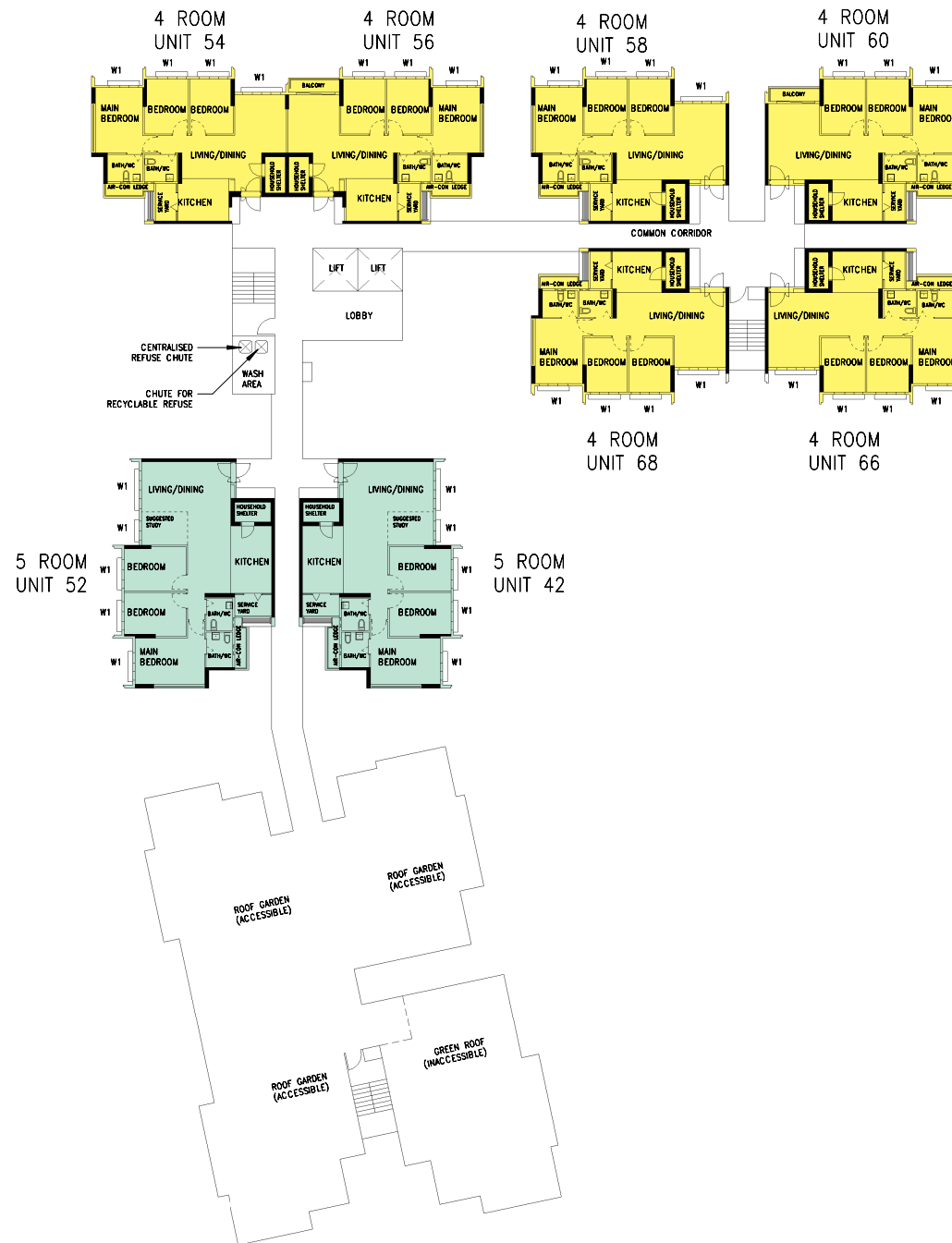
WINDOW LEGEND

- W1 - THREE QUARTER HEIGHT WINDOW (Approx. 550mm HIGH PARAPET WALL)
W2 - THREE QUARTER HEIGHT WINDOW (Approx. 550mm HIGH PARAPET WALL)
WITH A SINGLE PANEL WINDOW

UNLESS OTHERWISE INDICATED ALL WINDOWS WILL BE STANDARD HEIGHT
WINDOWS

SCALE 0 2 4 6 8 10 METERS

THE COLOURED FLOOR PLAN IS NOT INTENDED TO DEMARCAT
THE BOUNDARY OF THE FLAT.



BLOCK 638A (10TH STOREY)

UNITS AT AND ABOVE 4TH STOREY ARE HIGHER THAN
THE MAIN ROOF LEVEL OF BLOCK 637

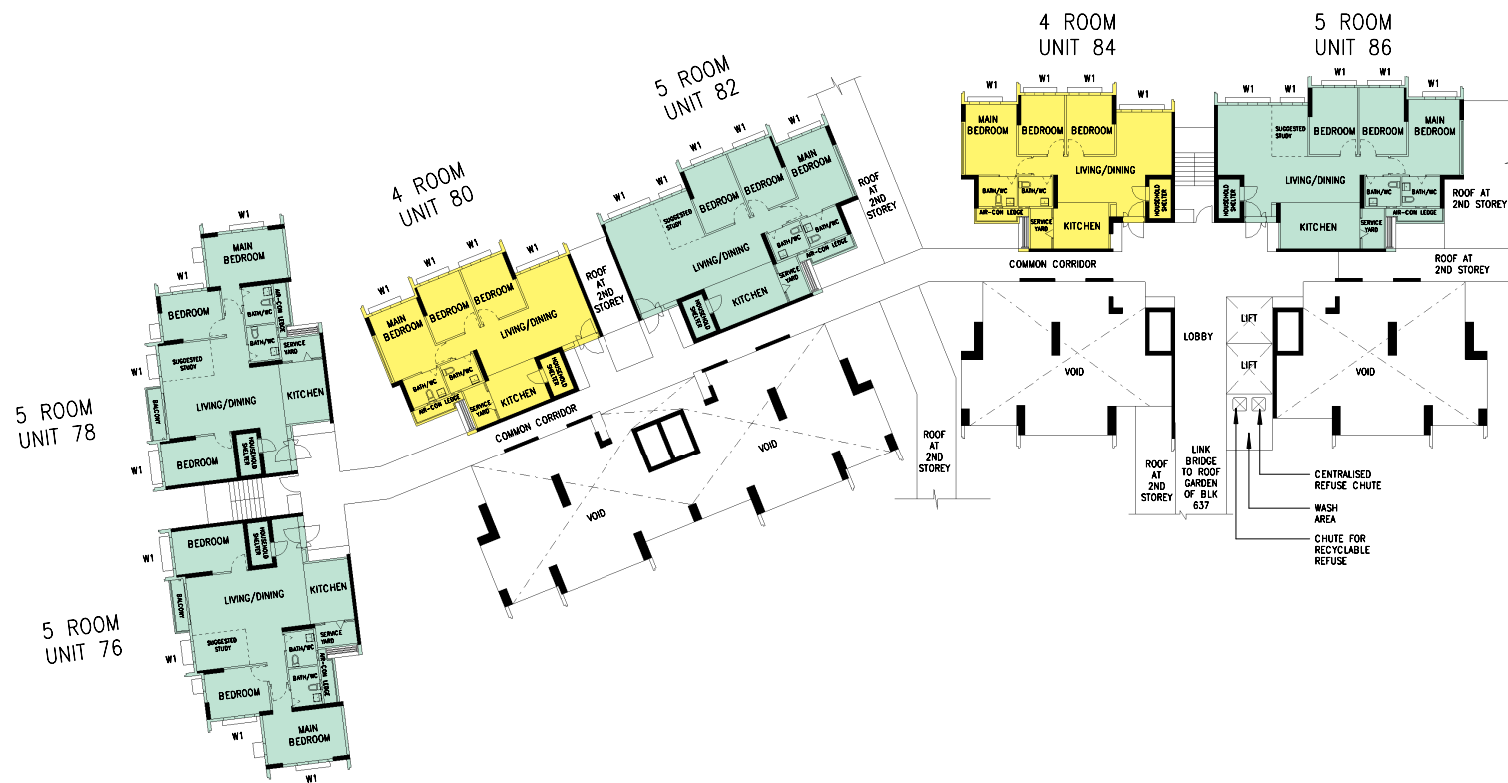
WINDOW LEGEND

- W1 - THREE QUARTER HEIGHT WINDOW (Approx. 550mm HIGH PARAPET WALL)
W2 - THREE QUARTER HEIGHT WINDOW (Approx. 550mm HIGH PARAPET WALL)
WITH A SINGLE PANEL WINDOW

UNLESS OTHERWISE INDICATED ALL WINDOWS WILL BE STANDARD HEIGHT
WINDOWS

SCALE 0 2 4 6 8 10 METERS

THE COLOURED FLOOR PLAN IS NOT INTENDED TO DEMARCAT
THE BOUNDARY OF THE FLAT.



BLOCK 638B
(2ND STOREY)

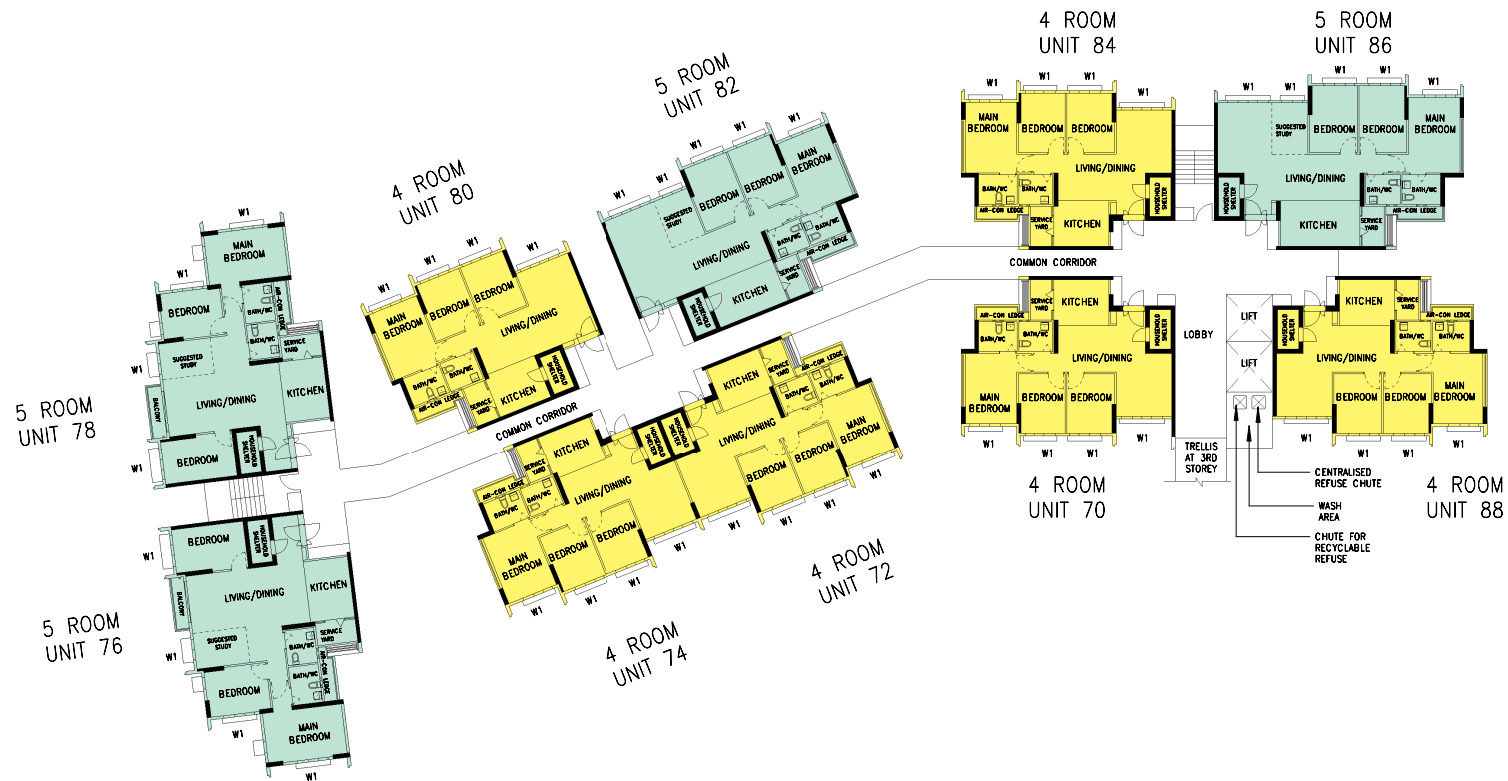
WINDOW LEGEND

- W1 - THREE QUARTER HEIGHT WINDOW (Approx. 550mm HIGH PARAPET WALL)
W2 - THREE QUARTER HEIGHT WINDOW (Approx. 550mm HIGH PARAPET WALL) WITH A SINGLE PANEL WINDOW

UNLESS OTHERWISE INDICATED ALL WINDOWS WILL BE STANDARD HEIGHT WINDOWS

SCALE 0 2 4 6 8 10 METERS

THE COLOURED FLOOR PLAN IS NOT INTENDED TO DEMARCAT THE BOUNDARY OF THE FLAT.



BLOCK 638B
(3RD STOREY)

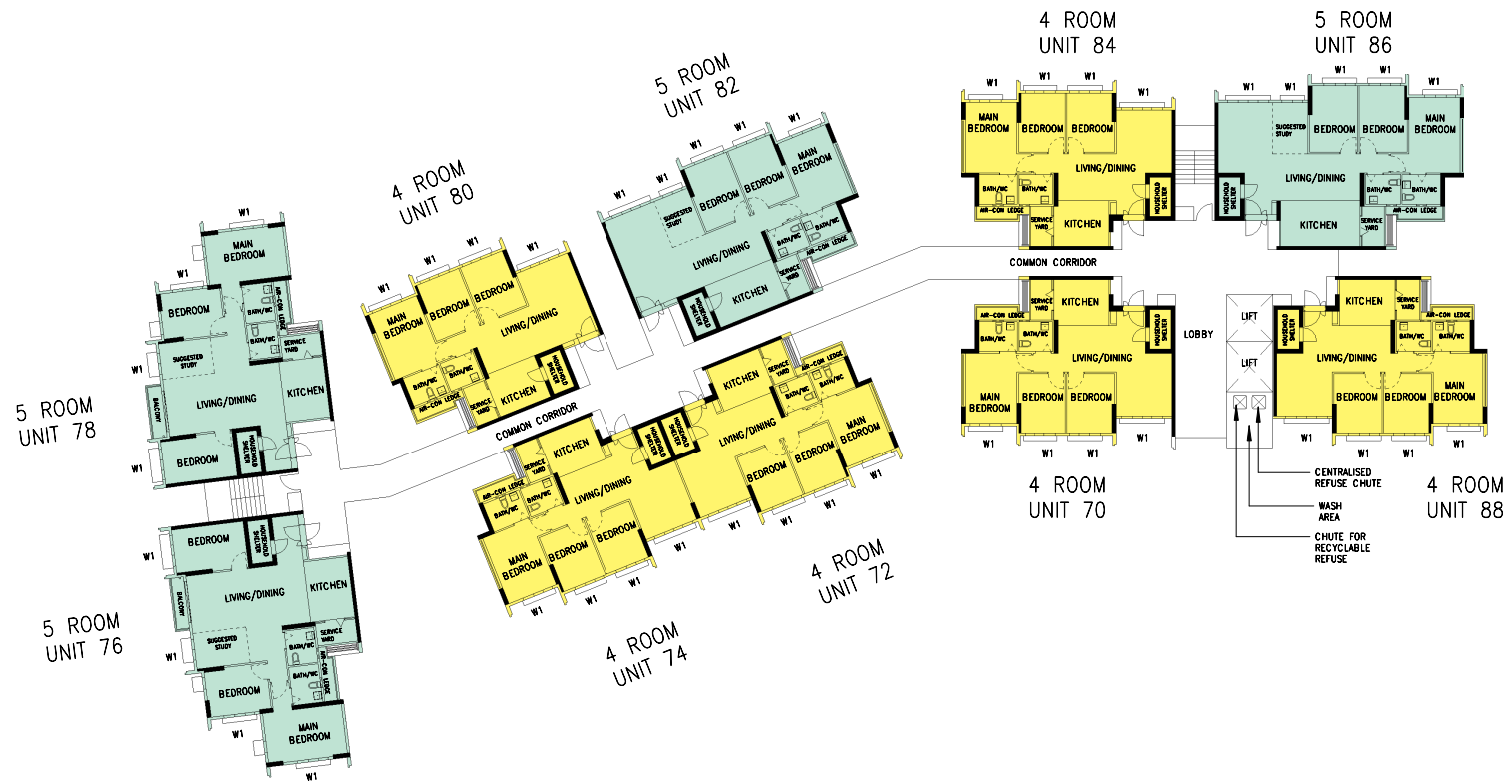
WINDOW LEGEND

- W1 - THREE QUARTER HEIGHT WINDOW (Approx. 550mm HIGH PARAPET WALL)
W2 - THREE QUARTER HEIGHT WINDOW (Approx. 550mm HIGH PARAPET WALL) WITH A SINGLE PANEL WINDOW

UNLESS OTHERWISE INDICATED ALL WINDOWS WILL BE STANDARD HEIGHT WINDOWS

SCALE 0 2 4 6 8 10 METERS

THE COLOURED FLOOR PLAN IS NOT INTENDED TO DEMARCAT THE BOUNDARY OF THE FLAT.



BLOCK 638B (4TH STOREY)

UNITS AT AND ABOVE 4TH STOREY ARE HIGHER THAN
THE MAIN ROOF LEVEL OF BLOCK 637

WINDOW LEGEND

- W1 - THREE QUARTER HEIGHT WINDOW (Approx. 550mm HIGH PARAPET WALL)
W2 - THREE QUARTER HEIGHT WINDOW (Approx. 550mm HIGH PARAPET WALL)
WITH A SINGLE PANEL WINDOW

UNLESS OTHERWISE INDICATED ALL WINDOWS WILL BE STANDARD HEIGHT
WINDOWS

SCALE 0 2 4 6 8 10 METERS

THE COLOURED FLOOR PLAN IS NOT INTENDED TO DEMARCAT
THE BOUNDARY OF THE FLAT.



BLOCK 638B (5TH STOREY)

UNITS AT AND ABOVE 4TH STOREY ARE HIGHER THAN
THE MAIN ROOF LEVEL OF BLOCK 637

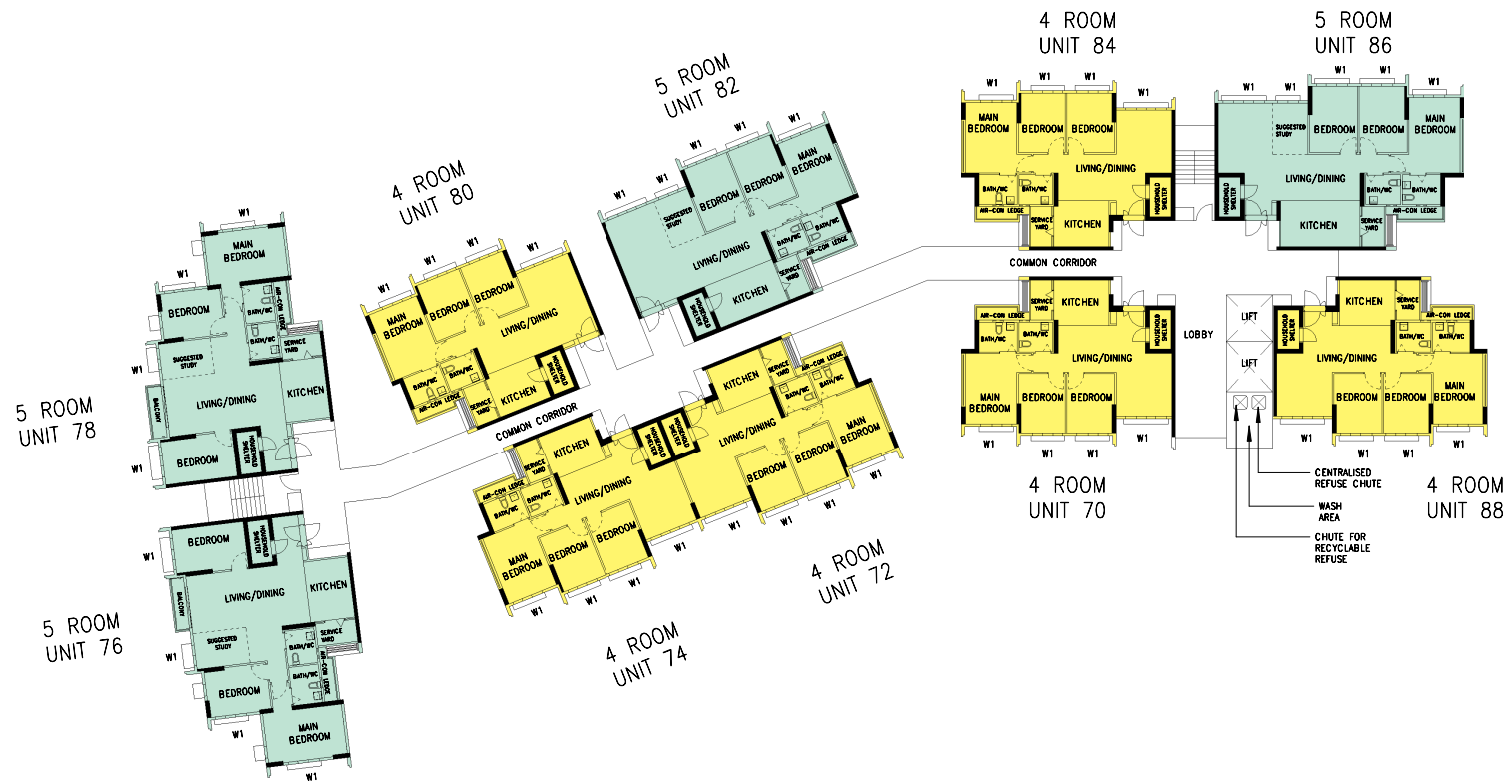
WINDOW LEGEND

- W1 - THREE QUARTER HEIGHT WINDOW (Approx. 550mm HIGH PARAPET WALL)
W2 - THREE QUARTER HEIGHT WINDOW (Approx. 550mm HIGH PARAPET WALL)
WITH A SINGLE PANEL WINDOW

UNLESS OTHERWISE INDICATED ALL WINDOWS WILL BE STANDARD HEIGHT
WINDOWS

SCALE 0 2 4 6 8 10 METERS

THE COLOURED FLOOR PLAN IS NOT INTENDED TO DEMARCAT
THE BOUNDARY OF THE FLAT.



BLOCK 638B (6TH – 8TH STOREY)

UNITS AT AND ABOVE 4TH STOREY ARE HIGHER THAN
THE MAIN ROOF LEVEL OF BLOCK 637

WINDOW LEGEND

- W1 – THREE QUARTER HEIGHT WINDOW (Approx. 550mm HIGH PARAPET WALL)
- W2 – THREE QUARTER HEIGHT WINDOW (Approx. 550mm HIGH PARAPET WALL)
WITH A SINGLE PANEL WINDOW

UNLESS OTHERWISE INDICATED ALL WINDOWS WILL BE STANDARD HEIGHT
WINDOWS

SCALE 0 2 4 6 8 10 METERS

THE COLOURED FLOOR PLAN IS NOT INTENDED TO DEMARCAT
THE BOUNDARY OF THE FLAT.



BLOCK 638B (9TH STOREY)

UNITS AT AND ABOVE 4TH STOREY ARE HIGHER THAN
THE MAIN ROOF LEVEL OF BLOCK 637

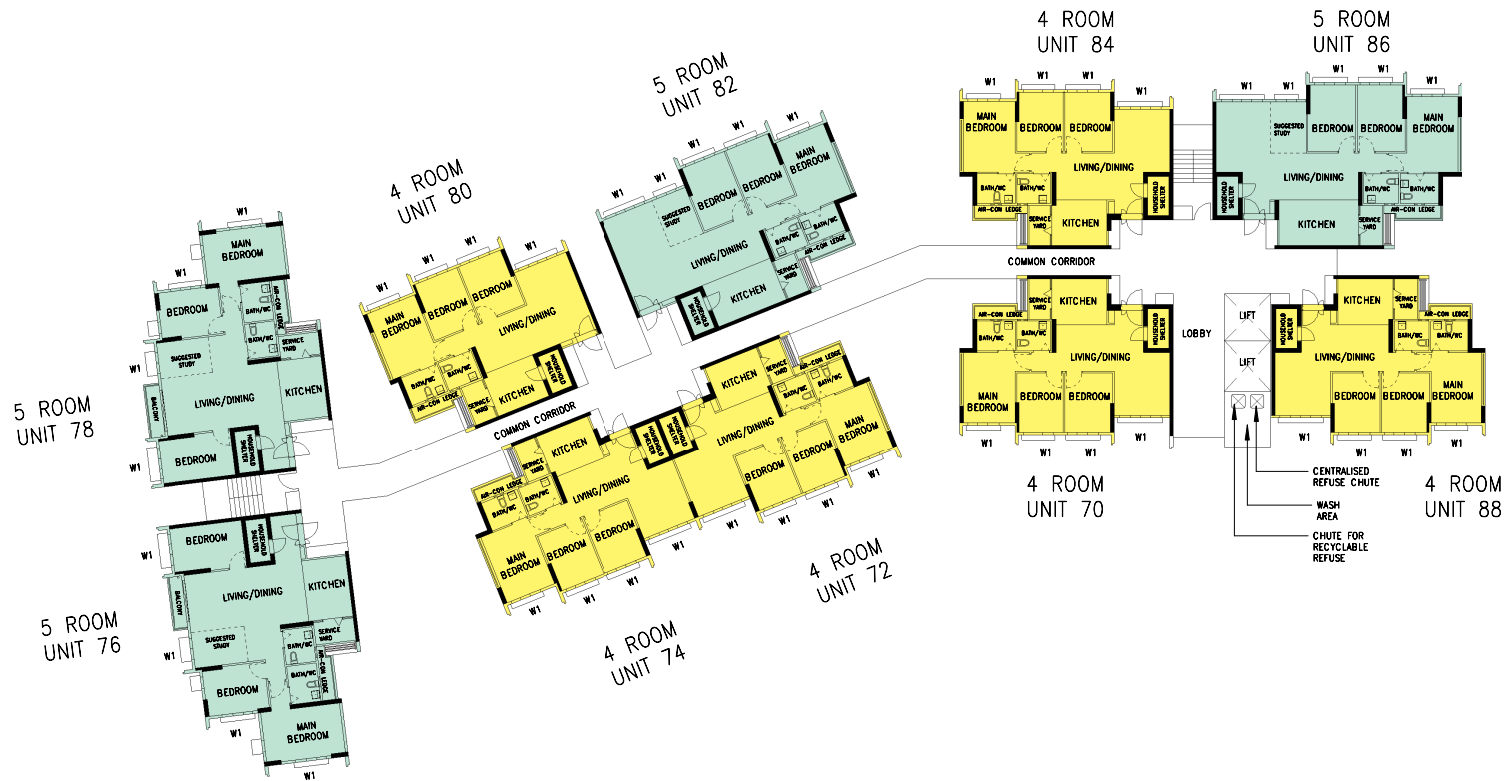
WINDOW LEGEND

- W1 - THREE QUARTER HEIGHT WINDOW (Approx. 550mm HIGH PARAPET WALL)
W2 - THREE QUARTER HEIGHT WINDOW (Approx. 550mm HIGH PARAPET WALL)
WITH A SINGLE PANEL WINDOW

UNLESS OTHERWISE INDICATED ALL WINDOWS WILL BE STANDARD HEIGHT
WINDOWS

SCALE 0 2 4 6 8 10 METERS

THE COLOURED FLOOR PLAN IS NOT INTENDED TO DEMARCAT
THE BOUNDARY OF THE FLAT.



BLOCK 638B (10TH STOREY)

UNITS AT AND ABOVE 4TH STOREY ARE HIGHER THAN
THE MAIN ROOF LEVEL OF BLOCK 637

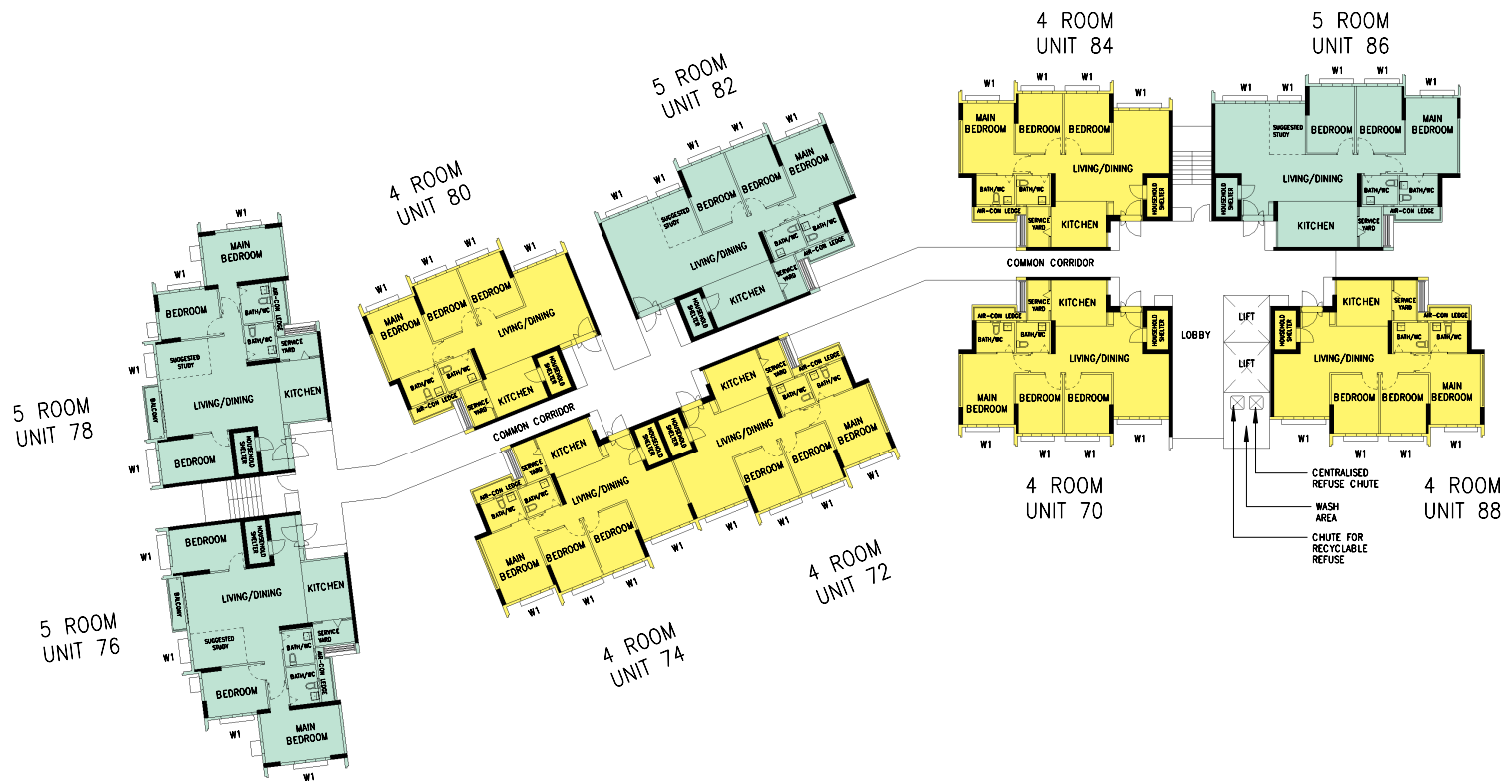
WINDOW LEGEND

- W1 - THREE QUARTER HEIGHT WINDOW (Approx. 550mm HIGH PARAPET WALL)
W2 - THREE QUARTER HEIGHT WINDOW (Approx. 550mm HIGH PARAPET WALL)
WITH A SINGLE PANEL WINDOW

UNLESS OTHERWISE INDICATED ALL WINDOWS WILL BE STANDARD HEIGHT
WINDOWS

SCALE 0 2 4 6 8 10 METERS

THE COLOURED FLOOR PLAN IS NOT INTENDED TO DEMARCAT
THE BOUNDARY OF THE FLAT.



BLOCK 638B (11TH – 12TH STOREY)

UNITS AT AND ABOVE 4TH STOREY ARE HIGHER THAN
THE MAIN ROOF LEVEL OF BLOCK 637

WINDOW LEGEND

- W1 – THREE QUARTER HEIGHT WINDOW (Approx. 550mm HIGH PARAPET WALL)
- W2 – THREE QUARTER HEIGHT WINDOW (Approx. 550mm HIGH PARAPET WALL)
WITH A SINGLE PANEL WINDOW

UNLESS OTHERWISE INDICATED ALL WINDOWS WILL BE STANDARD HEIGHT
WINDOWS

SCALE 0 2 4 6 8 10 METERS

THE COLOURED FLOOR PLAN IS NOT INTENDED TO DEMARCAT
THE BOUNDARY OF THE FLAT.

BLOCK 639A
(2ND STOREY)

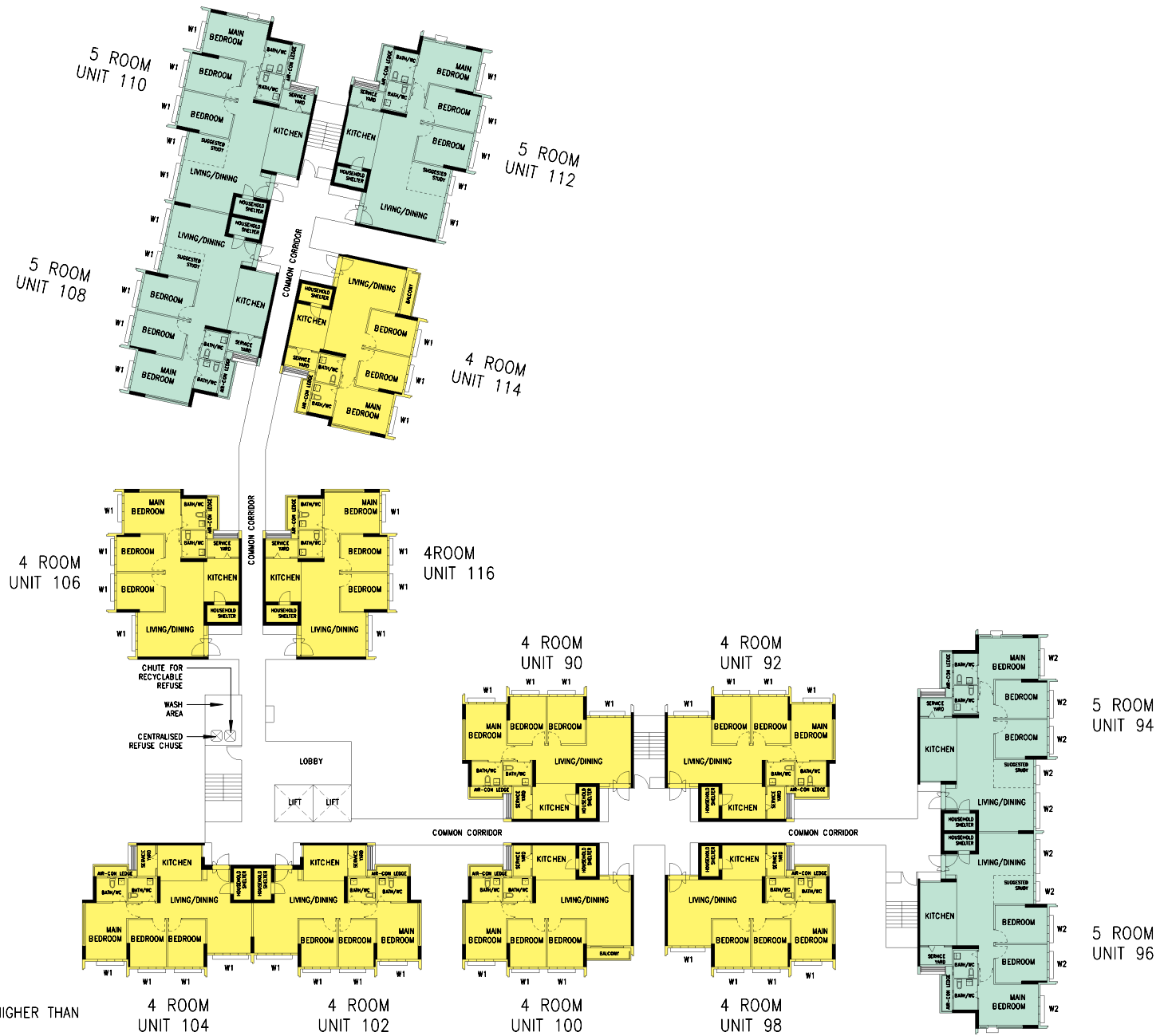


WINDOW LEGEND W1 - THREE QUARTER HEIGHT WINDOW (Approx. 550mm HIGH PARAPET WALL) W2 - THREE QUARTER HEIGHT WINDOW (Approx. 550mm HIGH PARAPET WALL) WITH A SINGLE PANEL WINDOW	UNLESS OTHERWISE INDICATED ALL WINDOWS WILL BE STANDARD HEIGHT WINDOWS	SCALE 0 2 4 6 8 10 METERS	THE COLOURED FLOOR PLAN IS NOT INTENDED TO DEMARCAT THE BOUNDARY OF THE FLAT.
---------------------------------------------------------------------------------------------------------------------------------------------------------------------------------------------	------------------------------------------------------------------------	---------------------------	-------------------------------------------------------------------------------

BLOCK 639A
(3RD STOREY)



<p>WINDOW LEGEND</p> <p>W1 - THREE QUARTER HEIGHT WINDOW (Approx. 550mm HIGH PARAPET WALL)</p> <p>W2 - THREE QUARTER HEIGHT WINDOW (Approx. 550mm HIGH PARAPET WALL) WITH A SINGLE PANEL WINDOW</p>	<p>UNLESS OTHERWISE INDICATED ALL WINDOWS WILL BE STANDARD HEIGHT WINDOWS</p>	<p>SCALE 0 2 4 6 8 10 METERS</p>	<p>THE COLOURED FLOOR PLAN IS NOT INTENDED TO DEMARCAT THE BOUNDARY OF THE FLAT.</p>
------------------------------------------------------------------------------------------------------------------------------------------------------------------------------------------------------------	-------------------------------------------------------------------------------	----------------------------------	--------------------------------------------------------------------------------------



BLOCK 639A (4TH STOREY)

UNITS AT AND ABOVE 4TH STOREY ARE HIGHER THAN
THE MAIN ROOF LEVEL OF BLOCK 639

WINDOW LEGEND

- W1 - THREE QUARTER HEIGHT WINDOW (Approx. 550mm HIGH PARAPET WALL)
W2 - THREE QUARTER HEIGHT WINDOW (Approx. 550mm HIGH PARAPET WALL)
WITH A SINGLE PANEL WINDOW

UNLESS OTHERWISE INDICATED ALL WINDOWS WILL BE STANDARD HEIGHT
WINDOWS

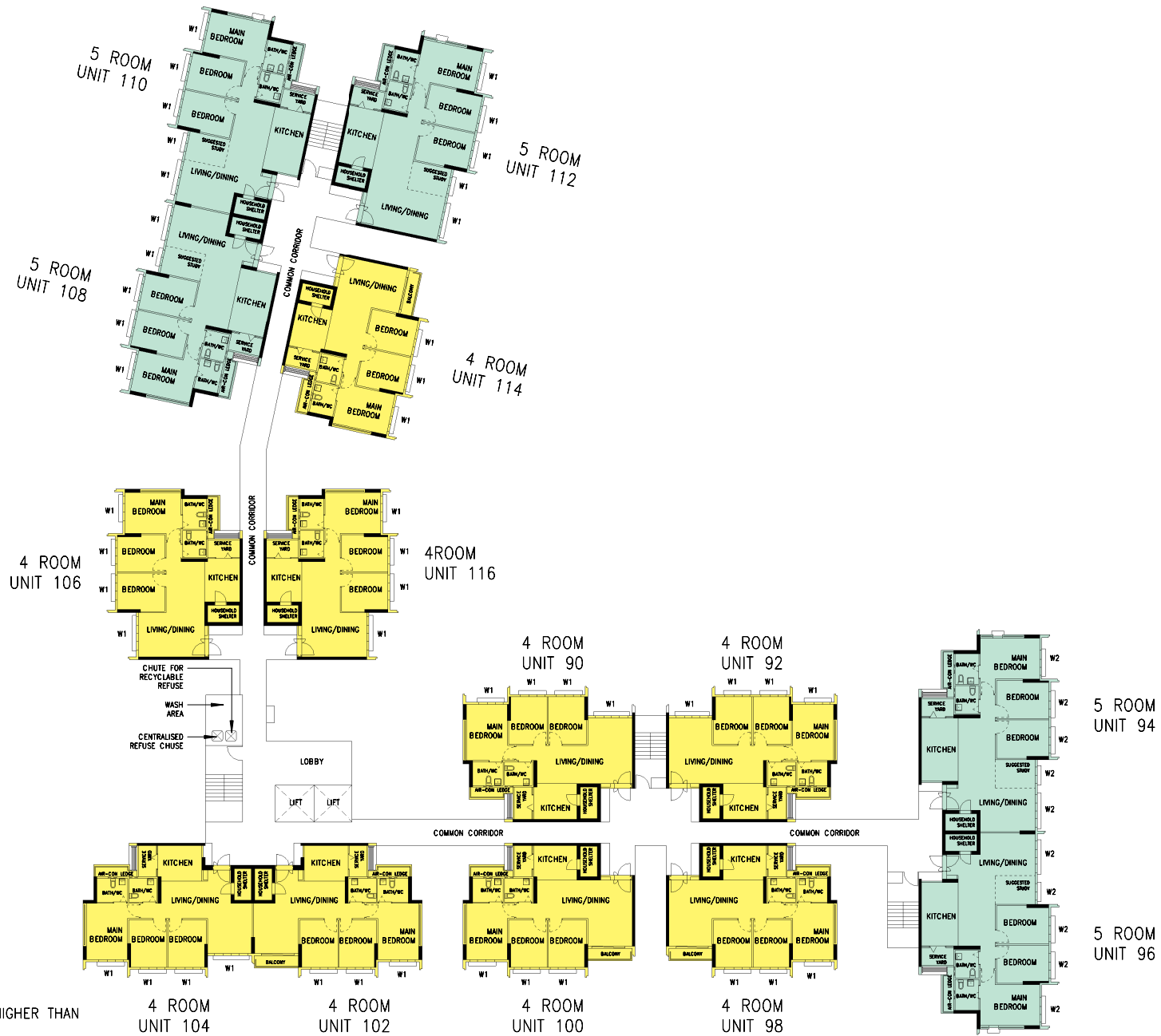
SCALE 0 2 4 6 8 10 METERS

THE COLOURED FLOOR PLAN IS NOT INTENDED TO DEMARCAT
THE BOUNDARY OF THE FLAT.

WINDOW LEGEND	
W1 -	THREE QUARTER HEIGHT WINDOW (Approx. 550mm HIGH PARAPET WALL)
W2 -	THREE QUARTER HEIGHT WINDOW (Approx. 550mm HIGH PARAPET WALL) WITH A SINGLE PANEL WINDOW

SCALE 0 2 4 6 8 10 METERS

THE COLOURED FLOOR PLAN IS NOT INTENDED TO DEMARCAT
THE BOUNDARY OF THE FLAT.



<p>WINDOW LEGEND</p> <p>W1 - THREE QUARTER HEIGHT WINDOW (Approx. 550mm HIGH PARAPET WALL)</p> <p>W2 - THREE QUARTER HEIGHT WINDOW (Approx. 550mm HIGH PARAPET WALL) WITH A SINGLE PANEL WINDOW</p>	<p>UNLESS OTHERWISE INDICATED ALL WINDOWS WILL BE STANDARD HEIGHT WINDOWS</p>	<p>SCALE 0 2 4 6 8 10 METERS</p>	<p>THE COLOURED FLOOR PLAN IS NOT INTENDED TO DEMARCAT THE BOUNDARY OF THE FLAT.</p>
------------------------------------------------------------------------------------------------------------------------------------------------------------------------------------------------------------	-------------------------------------------------------------------------------	----------------------------------	--------------------------------------------------------------------------------------



BLOCK 639A (8TH STOREY)

UNITS AT AND ABOVE 4TH STOREY ARE HIGHER THAN THE MAIN ROOF LEVEL OF BLOCK 639

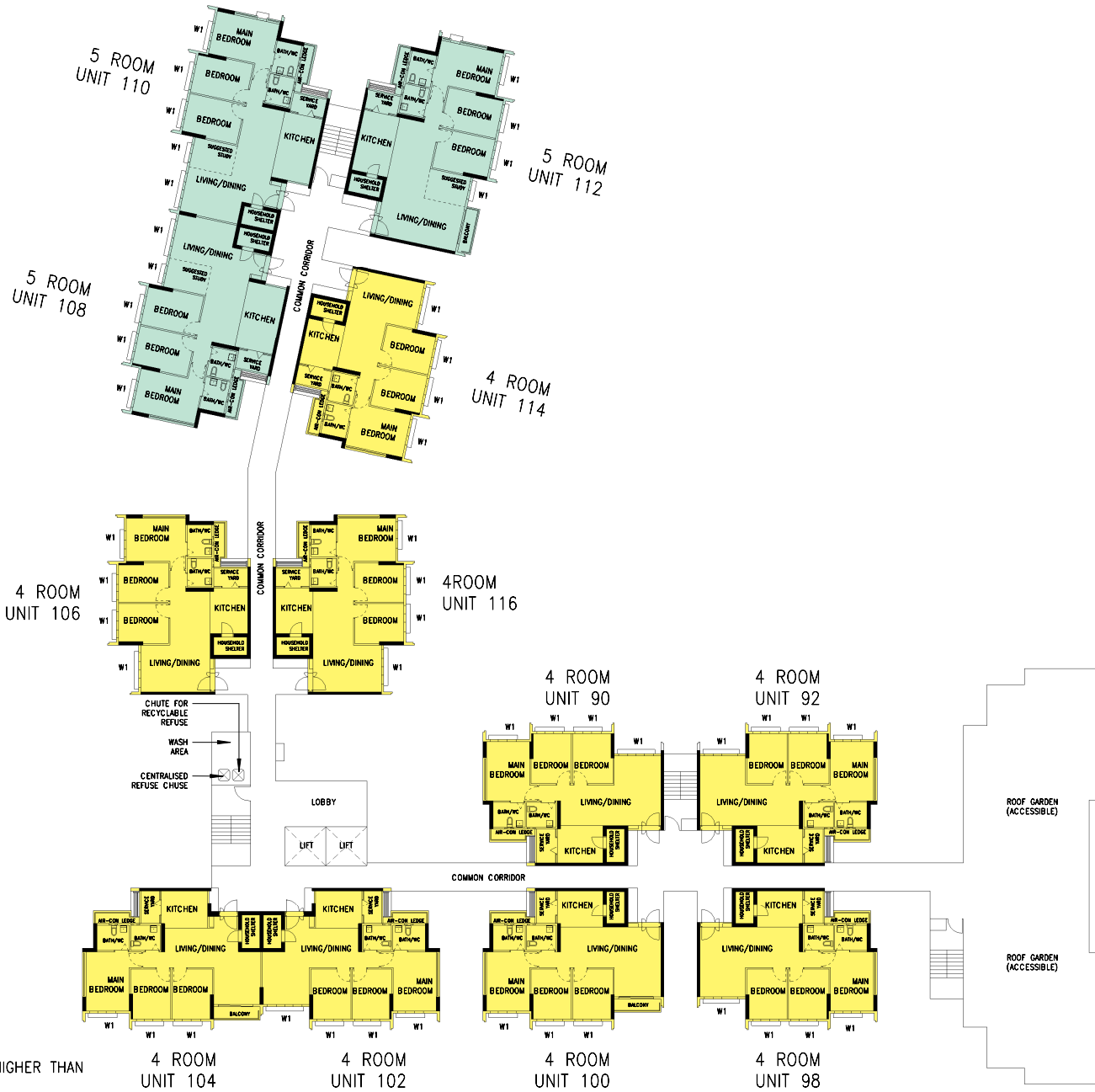
WINDOW LEGEND

- W1 - THREE QUARTER HEIGHT WINDOW (Approx. 550mm HIGH PARAPET WALL)
- W2 - THREE QUARTER HEIGHT WINDOW (Approx. 550mm HIGH PARAPET WALL) WITH A SINGLE PANEL WINDOW

UNLESS OTHERWISE INDICATED ALL WINDOWS WILL BE STANDARD HEIGHT WINDOWS

SCALE 0 2 4 6 8 10 METERS

THE COLOURED FLOOR PLAN IS NOT INTENDED TO DEMARCAT THE BOUNDARY OF THE FLAT.



BLOCK 639A (9TH STOREY)

UNITS AT AND ABOVE 4TH STOREY ARE HIGHER THAN
THE MAIN ROOF LEVEL OF BLOCK 639

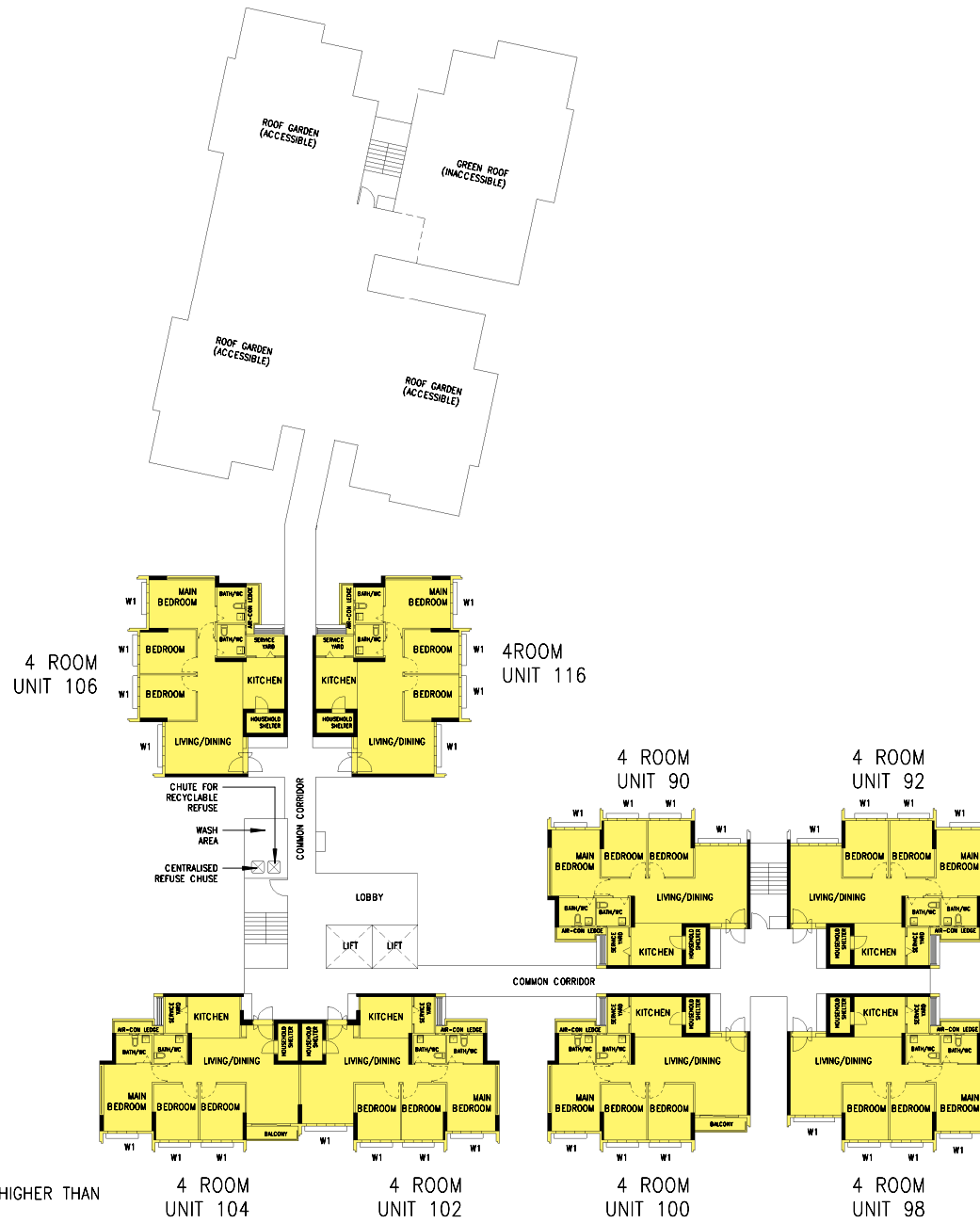
WINDOW LEGEND

- W1 - THREE QUARTER HEIGHT WINDOW (Approx. 550mm HIGH PARAPET WALL)
- W2 - THREE QUARTER HEIGHT WINDOW (Approx. 550mm HIGH PARAPET WALL)
WITH A SINGLE PANEL WINDOW

UNLESS OTHERWISE INDICATED ALL WINDOWS WILL BE STANDARD HEIGHT
WINDOWS

SCALE 0 2 4 6 8 10 METERS

THE COLOURED FLOOR PLAN IS NOT INTENDED TO DEMARCAT
THE BOUNDARY OF THE FLAT.



BLOCK 639A (10TH STOREY)

UNITS AT AND ABOVE 4TH STOREY ARE HIGHER THAN
THE MAIN ROOF LEVEL OF BLOCK 639

WINDOW LEGEND

- W1 - THREE QUARTER HEIGHT WINDOW (Approx. 550mm HIGH PARAPET WALL)
- W2 - THREE QUARTER HEIGHT WINDOW (Approx. 550mm HIGH PARAPET WALL)
WITH A SINGLE PANEL WINDOW

UNLESS OTHERWISE INDICATED ALL WINDOWS WILL BE STANDARD HEIGHT
WINDOWS

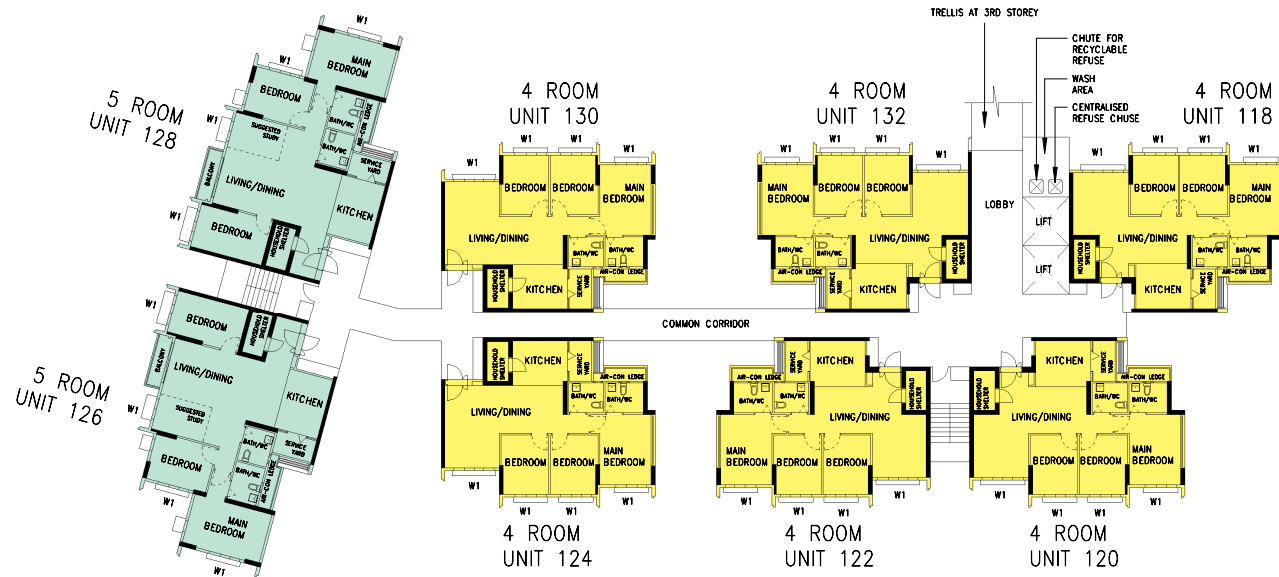
SCALE 0 2 4 6 8 10 METERS

THE COLOURED FLOOR PLAN IS NOT INTENDED TO DEMARCAT
THE BOUNDARY OF THE FLAT.



BLOCK 639B
(2ND STOREY)

<p>WINDOW LEGEND</p> <p>W1 - THREE QUARTER HEIGHT WINDOW (Approx. 550mm HIGH PARAPET WALL)</p> <p>W2 - THREE QUARTER HEIGHT WINDOW (Approx. 550mm HIGH PARAPET WALL) WITH A SINGLE PANEL WINDOW</p>	<p>UNLESS OTHERWISE INDICATED ALL WINDOWS WILL BE STANDARD HEIGHT WINDOWS</p>	<p>SCALE 0 2 4 6 8 10 METERS</p> 	<p>THE COLOURED FLOOR PLAN IS NOT INTENDED TO DEMARCAT THE BOUNDARY OF THE FLAT.</p>
------------------------------------------------------------------------------------------------------------------------------------------------------------------------------------------------------------	-------------------------------------------------------------------------------	------------------------------------------------------------------------------------------------------------------------	--------------------------------------------------------------------------------------



BLOCK 639B
(3RD STOREY)

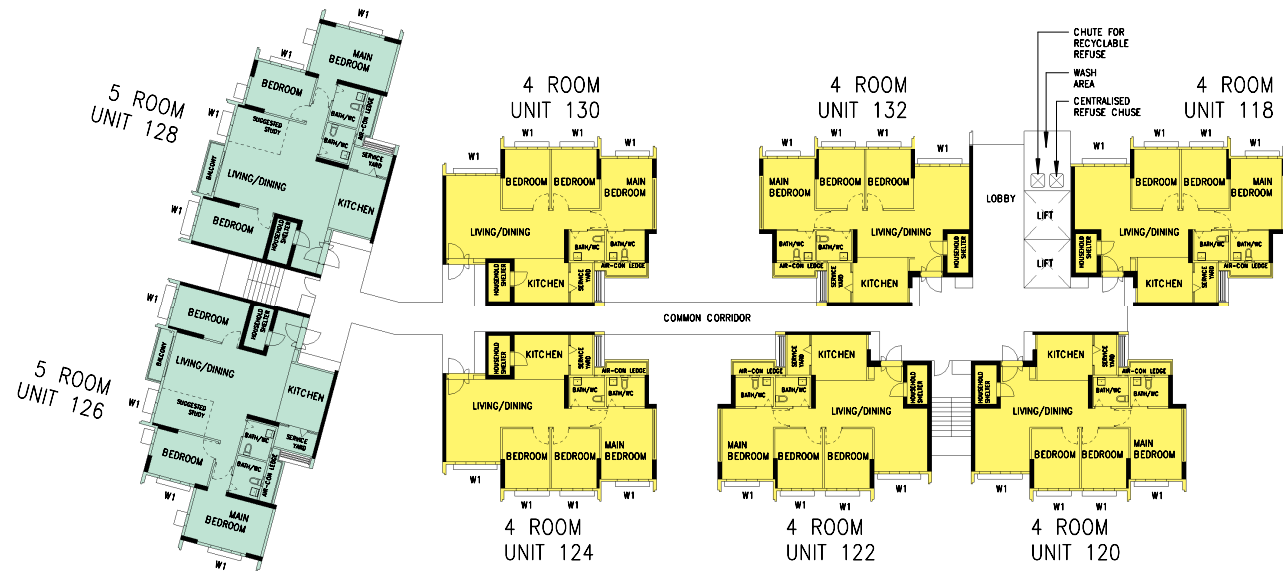
WINDOW LEGEND

- W1 - THREE QUARTER HEIGHT WINDOW (Approx. 550mm HIGH PARAPET WALL)
W2 - THREE QUARTER HEIGHT WINDOW (Approx. 550mm HIGH PARAPET WALL) WITH A SINGLE PANEL WINDOW

UNLESS OTHERWISE INDICATED ALL WINDOWS WILL BE STANDARD HEIGHT WINDOWS

SCALE 0 2 4 6 8 10 METERS

THE COLOURED FLOOR PLAN IS NOT INTENDED TO DEMARCAT THE BOUNDARY OF THE FLAT.



BLOCK 639B (4TH STOREY)

UNITS AT AND ABOVE 4TH STOREY ARE HIGHER THAN
THE MAIN ROOF LEVEL OF BLOCK 639

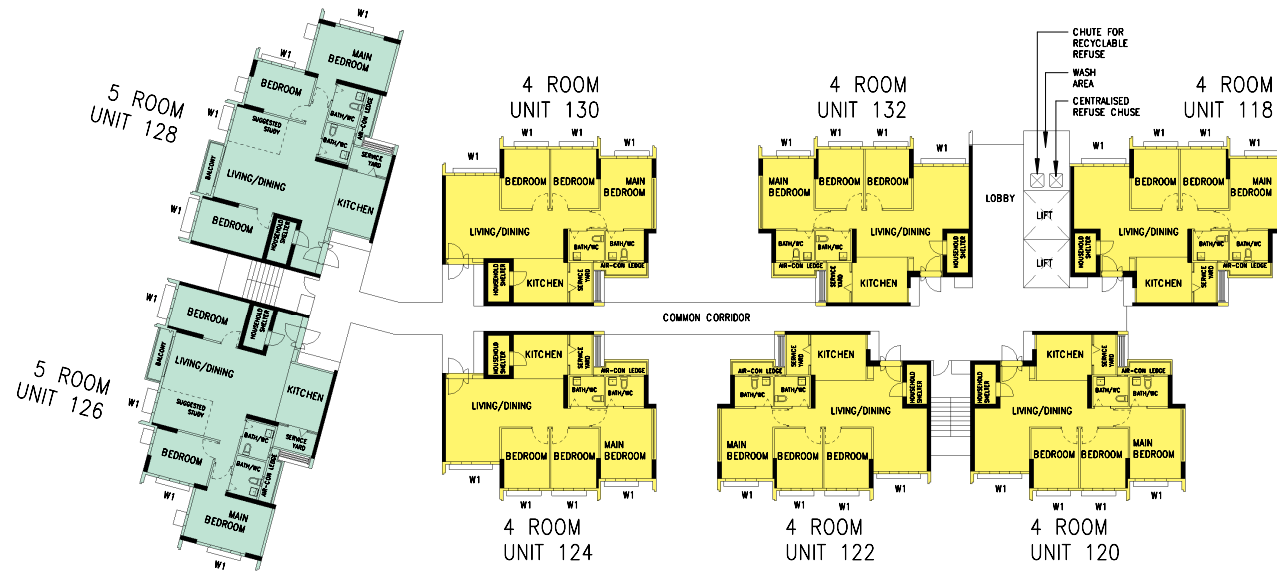
WINDOW LEGEND

- W1 - THREE QUARTER HEIGHT WINDOW (Approx. 550mm HIGH PARAPET WALL)
W2 - THREE QUARTER HEIGHT WINDOW (Approx. 550mm HIGH PARAPET WALL)
WITH A SINGLE PANEL WINDOW

UNLESS OTHERWISE INDICATED ALL WINDOWS WILL BE STANDARD HEIGHT
WINDOWS


SCALE 0 2 4 6 8 10 METERS

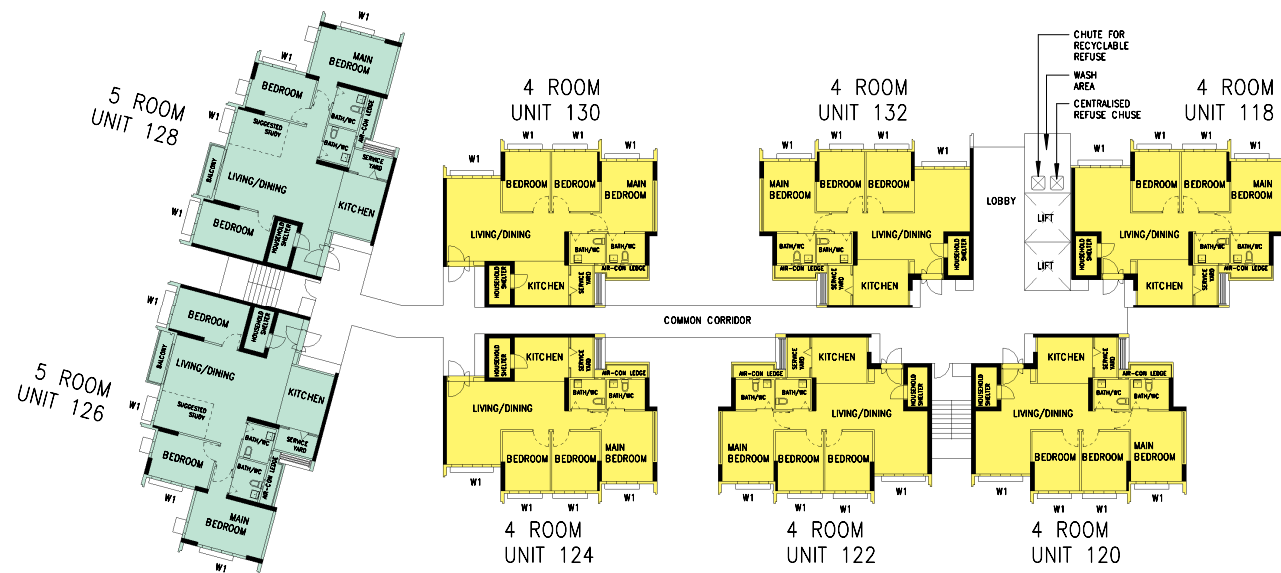
THE COLOURED FLOOR PLAN IS NOT INTENDED TO DEMARCAT
THE BOUNDARY OF THE FLAT.



BLOCK 639B
(5TH STOREY)

UNITS AT AND ABOVE 4TH STOREY ARE HIGHER THAN
THE MAIN ROOF LEVEL OF BLOCK 639

WINDOW LEGEND	UNLESS OTHERWISE INDICATED ALL WINDOWS WILL BE STANDARD HEIGHT WINDOWS		THE COLOURED FLOOR PLAN IS NOT INTENDED TO DEMARCAT THE BOUNDARY OF THE FLAT.
W1 - THREE QUARTER HEIGHT WINDOW (Approx. 550mm HIGH PARAPET WALL) W2 - THREE QUARTER HEIGHT WINDOW (Approx. 550mm HIGH PARAPET WALL) WITH A SINGLE PANEL WINDOW			



BLOCK 639B (6TH TO 8TH STOREY)

UNITS AT AND ABOVE 4TH STOREY ARE HIGHER THAN
THE MAIN ROOF LEVEL OF BLOCK 639

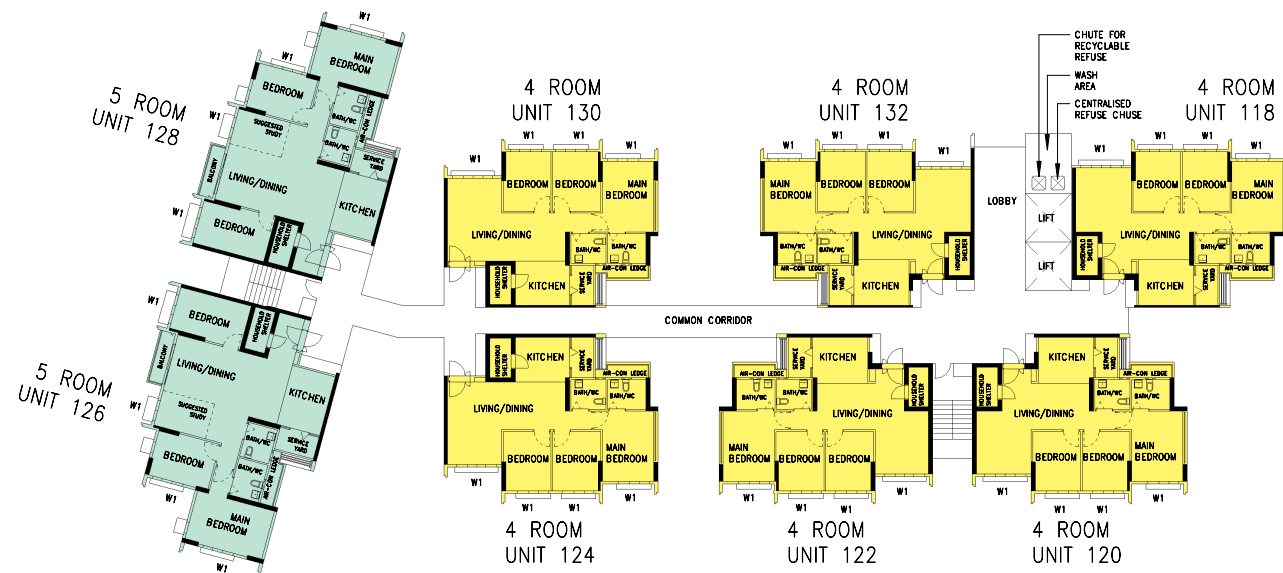
WINDOW LEGEND

- W1 - THREE QUARTER HEIGHT WINDOW (Approx. 550mm HIGH PARAPET WALL)
- W2 - THREE QUARTER HEIGHT WINDOW (Approx. 550mm HIGH PARAPET WALL)
WITH A SINGLE PANEL WINDOW

UNLESS OTHERWISE INDICATED ALL WINDOWS WILL BE STANDARD HEIGHT
WINDOWS

SCALE 0 2 4 6 8 10 METERS

THE COLOURED FLOOR PLAN IS NOT INTENDED TO DEMARCAT
THE BOUNDARY OF THE FLAT.



BLOCK 639B (9TH STOREY)

UNITS AT AND ABOVE 4TH STOREY ARE HIGHER THAN
THE MAIN ROOF LEVEL OF BLOCK 639

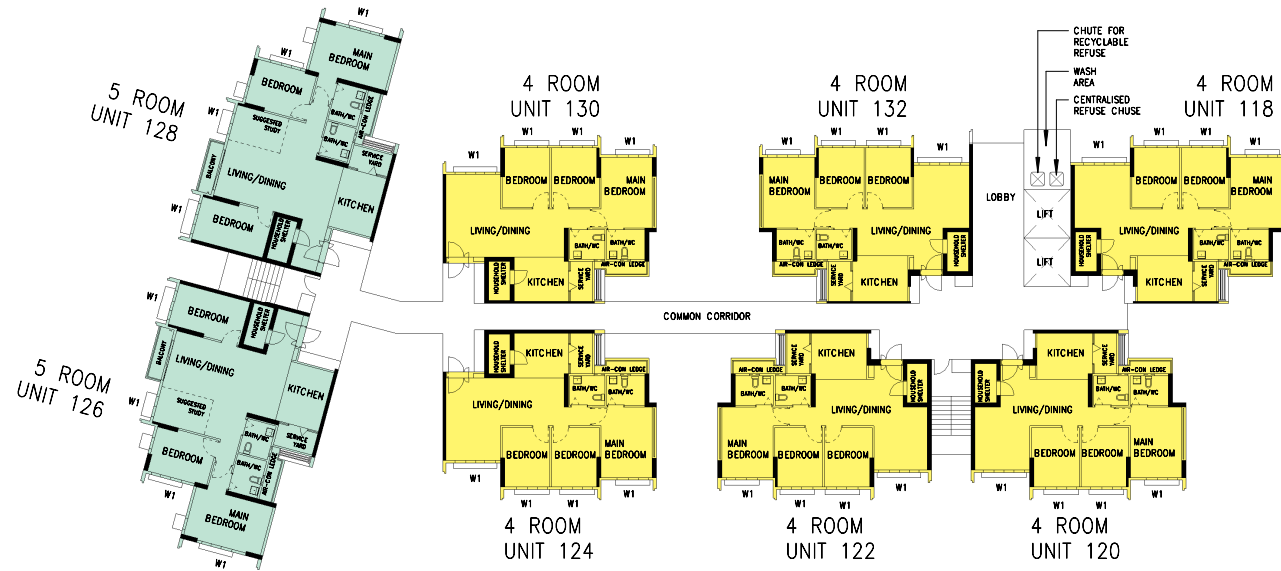
WINDOW LEGEND

- W1 - THREE QUARTER HEIGHT WINDOW (Approx. 550mm HIGH PARAPET WALL)
- W2 - THREE QUARTER HEIGHT WINDOW (Approx. 550mm HIGH PARAPET WALL)
WITH A SINGLE PANEL WINDOW

UNLESS OTHERWISE INDICATED ALL WINDOWS WILL BE STANDARD HEIGHT
WINDOWS

SCALE 0 2 4 6 8 10 METERS

THE COLOURED FLOOR PLAN IS NOT INTENDED TO DEMARCAT
THE BOUNDARY OF THE FLAT.



BLOCK 639B (10TH STOREY)

UNITS AT AND ABOVE 4TH STOREY ARE HIGHER THAN
THE MAIN ROOF LEVEL OF BLOCK 639

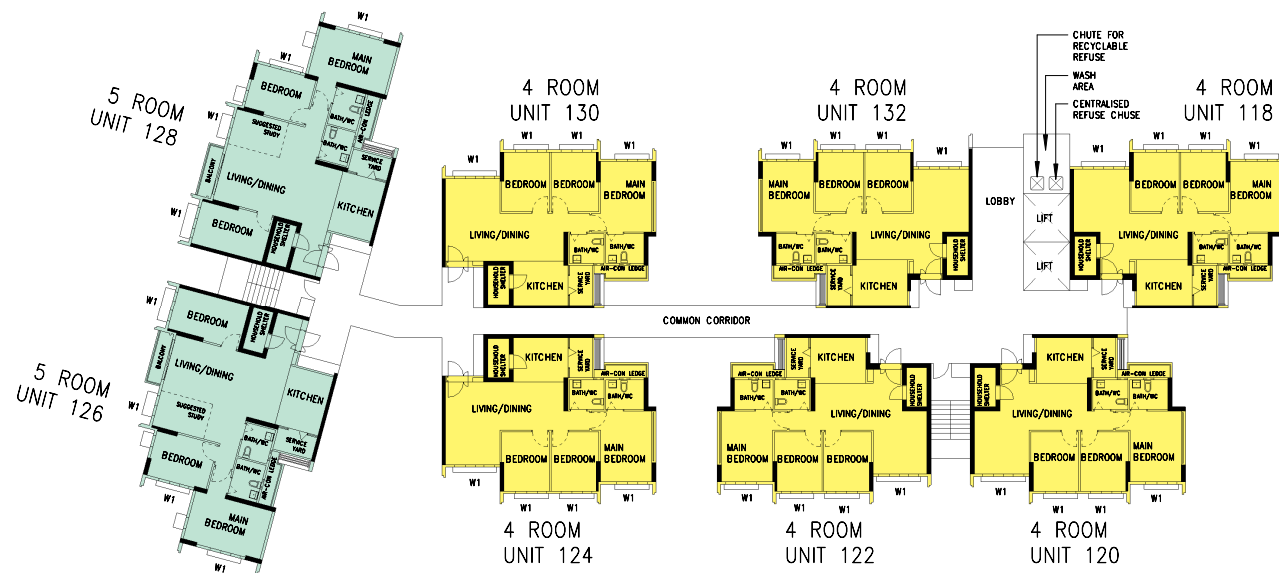
WINDOW LEGEND

- W1 - THREE QUARTER HEIGHT WINDOW (Approx. 550mm HIGH PARAPET WALL)
- W2 - THREE QUARTER HEIGHT WINDOW (Approx. 550mm HIGH PARAPET WALL)
WITH A SINGLE PANEL WINDOW

UNLESS OTHERWISE INDICATED ALL WINDOWS WILL BE STANDARD HEIGHT
WINDOWS

SCALE 0 2 4 6 8 10 METERS

THE COLOURED FLOOR PLAN IS NOT INTENDED TO DEMARCAT
THE BOUNDARY OF THE FLAT.



BLOCK 639B

(11TH – 12TH STOREY)

UNITS AT AND ABOVE 4TH STOREY ARE HIGHER THAN
THE MAIN ROOF LEVEL OF BLOCK 639

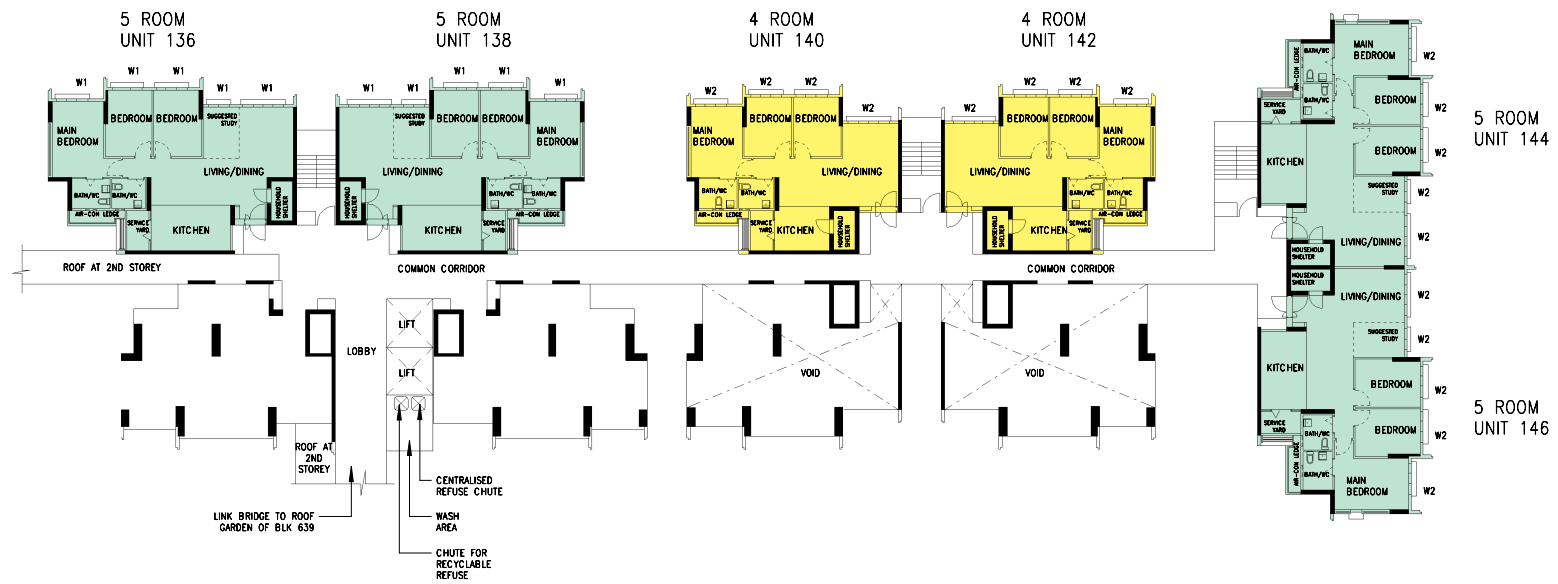
WINDOW LEGEND

- W1 – THREE QUARTER HEIGHT WINDOW (Approx. 550mm HIGH PARAPET WALL)
- W2 – THREE QUARTER HEIGHT WINDOW (Approx. 550mm HIGH PARAPET WALL)
WITH A SINGLE PANEL WINDOW


UNLESS OTHERWISE INDICATED ALL WINDOWS WILL BE STANDARD HEIGHT
WINDOWS

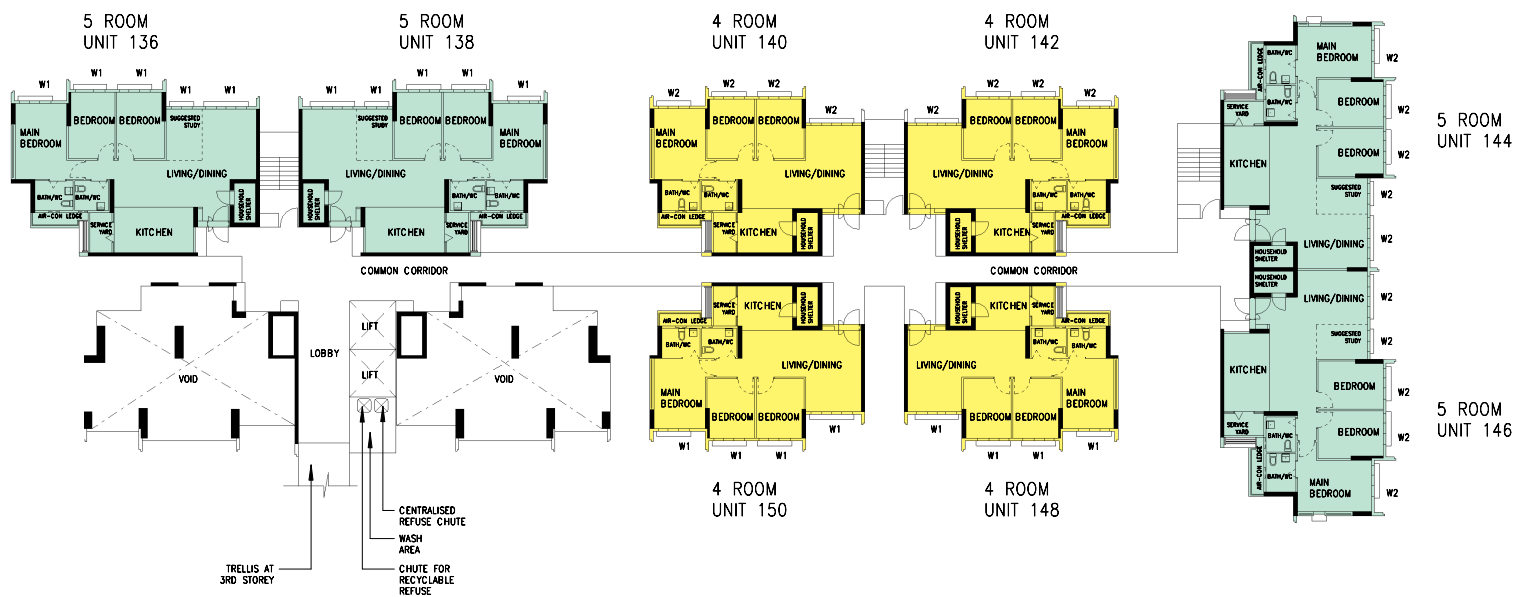
SCALE 0 2 4 6 8 10 METERS

THE COLOURED FLOOR PLAN IS NOT INTENDED TO DEMARCAT
THE BOUNDARY OF THE FLAT.



BLOCK 640A
(2ND STOREY)

WINDOW LEGEND	UNLESS OTHERWISE INDICATED ALL WINDOWS WILL BE STANDARD HEIGHT WINDOWS		THE COLOURED FLOOR PLAN IS NOT INTENDED TO DEMARCAT THE BOUNDARY OF THE FLAT.
W1 - THREE QUARTER HEIGHT WINDOW (Approx. 550mm HIGH PARAPET WALL) W2 - THREE QUARTER HEIGHT WINDOW (Approx. 550mm HIGH PARAPET WALL) WITH A SINGLE PANEL WINDOW			



BLOCK 640A
(3RD STOREY)

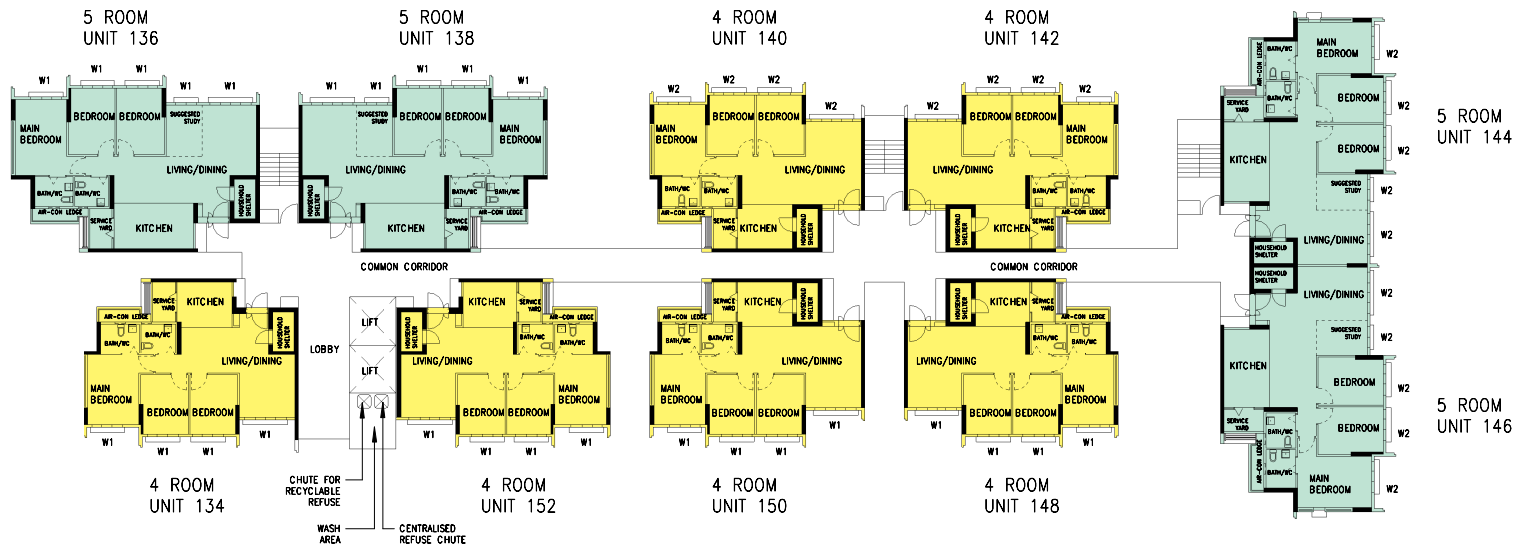
WINDOW LEGEND

- W1 - THREE QUARTER HEIGHT WINDOW (Approx. 550mm HIGH PARAPET WALL)
W2 - THREE QUARTER HEIGHT WINDOW (Approx. 550mm HIGH PARAPET WALL) WITH A SINGLE PANEL WINDOW

UNLESS OTHERWISE INDICATED ALL WINDOWS WILL BE STANDARD HEIGHT WINDOWS

SCALE 0 2 4 6 8 10 METERS

THE COLOURED FLOOR PLAN IS NOT INTENDED TO DEMARCAT THE BOUNDARY OF THE FLAT.



BLOCK 640A (4TH STOREY)

UNITS AT AND ABOVE 4TH STOREY ARE HIGHER THAN
THE MAIN ROOF LEVEL OF BLOCK 639

WINDOW LEGEND

- W1 - THREE QUARTER HEIGHT WINDOW (Approx. 550mm HIGH PARAPET WALL)
- W2 - THREE QUARTER HEIGHT WINDOW (Approx. 550mm HIGH PARAPET WALL)
WITH A SINGLE PANEL WINDOW

UNLESS OTHERWISE INDICATED ALL WINDOWS WILL BE STANDARD HEIGHT
WINDOWS

SCALE 0 2 4 6 8 10 METERS

THE COLOURED FLOOR PLAN IS NOT INTENDED TO DEMARCAT
THE BOUNDARY OF THE FLAT.



BLOCK 640A (5TH STOREY)

UNITS AT AND ABOVE 4TH STOREY ARE HIGHER THAN
THE MAIN ROOF LEVEL OF BLOCK 639

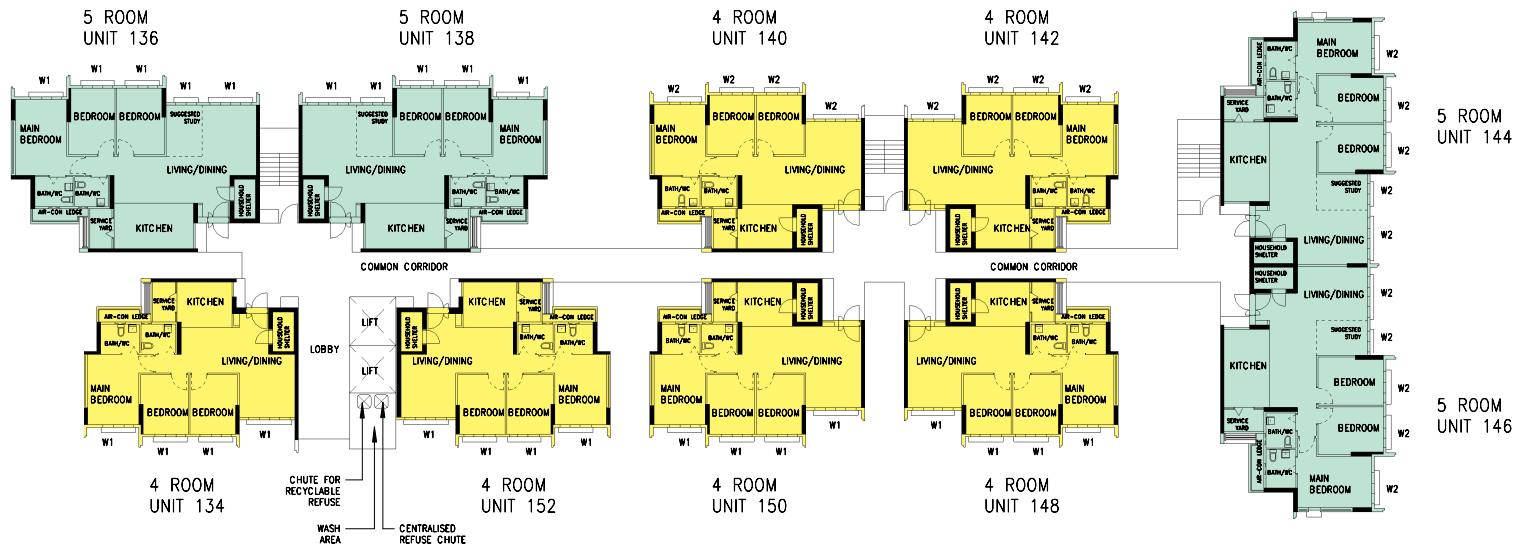
WINDOW LEGEND

- W1 - THREE QUARTER HEIGHT WINDOW (Approx. 550mm HIGH PARAPET WALL)
W2 - THREE QUARTER HEIGHT WINDOW (Approx. 550mm HIGH PARAPET WALL)
WITH A SINGLE PANEL WINDOW

UNLESS OTHERWISE INDICATED ALL WINDOWS WILL BE STANDARD HEIGHT
WINDOWS

SCALE 0 2 4 6 8 10 METERS

THE COLOURED FLOOR PLAN IS NOT INTENDED TO DEMARCAT
THE BOUNDARY OF THE FLAT.



BLOCK 640A (6TH TO 8TH STOREY)

UNITS AT AND ABOVE 4TH STOREY ARE HIGHER THAN
THE MAIN ROOF LEVEL OF BLOCK 639

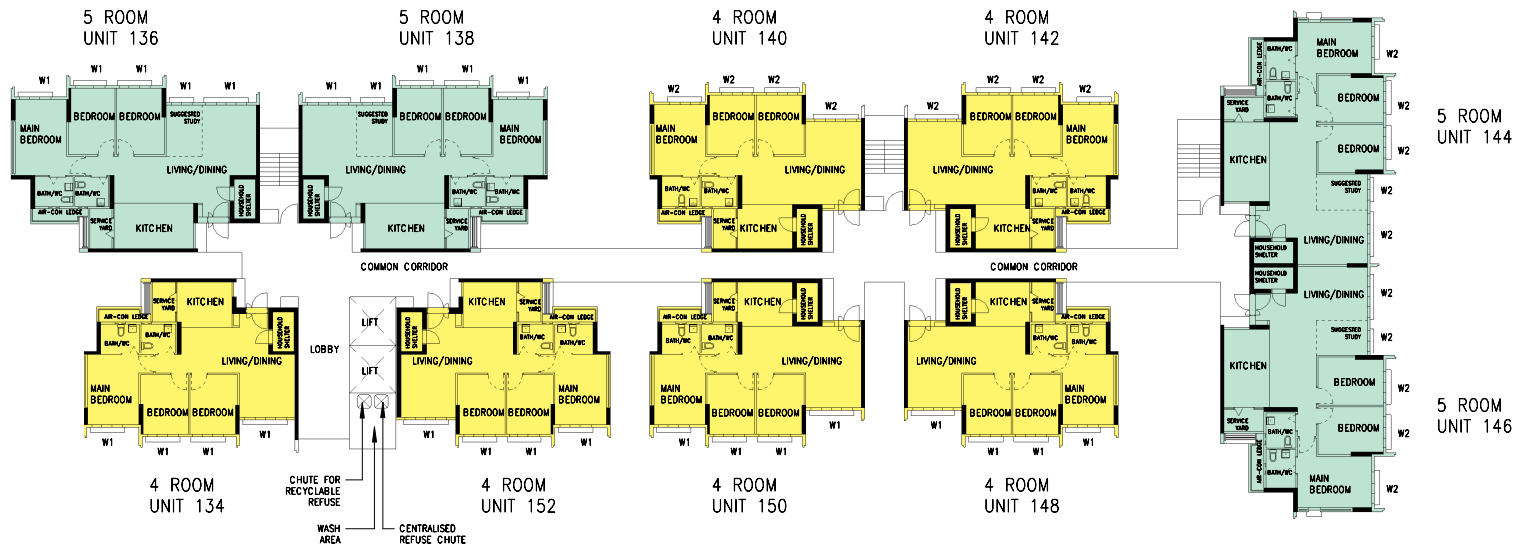
WINDOW LEGEND

- W1 - THREE QUARTER HEIGHT WINDOW (Approx. 550mm HIGH PARAPET WALL)
- W2 - THREE QUARTER HEIGHT WINDOW (Approx. 550mm HIGH PARAPET WALL) WITH A SINGLE PANEL WINDOW

UNLESS OTHERWISE INDICATED ALL WINDOWS WILL BE STANDARD HEIGHT
WINDOWS

SCALE 0 2 4 6 8 10 METERS

THE COLOURED FLOOR PLAN IS NOT INTENDED TO DEMARCAT
THE BOUNDARY OF THE FLAT.



BLOCK 640A (9TH STOREY)

UNITS AT AND ABOVE 4TH STOREY ARE HIGHER THAN
THE MAIN ROOF LEVEL OF BLOCK 639

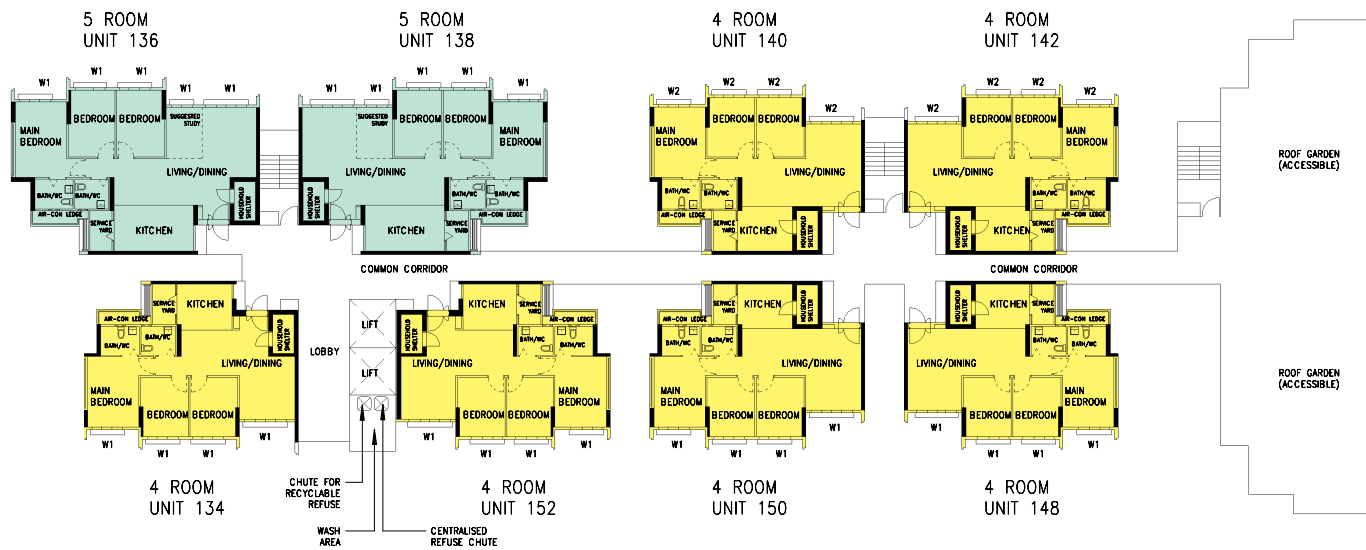
WINDOW LEGEND

- W1 - THREE QUARTER HEIGHT WINDOW (Approx. 550mm HIGH PARAPET WALL)
W2 - THREE QUARTER HEIGHT WINDOW (Approx. 550mm HIGH PARAPET WALL)
WITH A SINGLE PANEL WINDOW

UNLESS OTHERWISE INDICATED ALL WINDOWS WILL BE STANDARD HEIGHT
WINDOWS

SCALE 0 2 4 6 8 10 METERS

THE COLOURED FLOOR PLAN IS NOT INTENDED TO DEMARCAT
THE BOUNDARY OF THE FLAT.



BLOCK 640A (10TH STOREY)

UNITS AT AND ABOVE 4TH STOREY ARE HIGHER THAN
THE MAIN ROOF LEVEL OF BLOCK 639

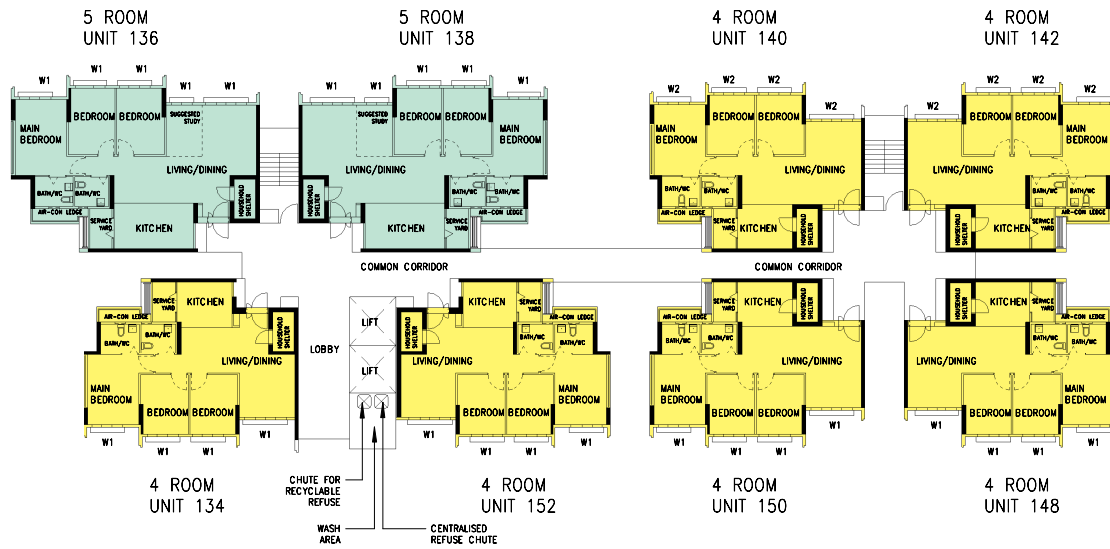
WINDOW LEGEND

- W1 - THREE QUARTER HEIGHT WINDOW (Approx. 550mm HIGH PARAPET WALL)
W2 - THREE QUARTER HEIGHT WINDOW (Approx. 550mm HIGH PARAPET WALL)
WITH A SINGLE PANEL WINDOW

UNLESS OTHERWISE INDICATED ALL WINDOWS WILL BE STANDARD HEIGHT
WINDOWS

SCALE 0 2 4 6 8 10 METERS

THE COLOURED FLOOR PLAN IS NOT INTENDED TO DEMARCAT
THE BOUNDARY OF THE FLAT.



BLOCK 640A (11TH STOREY)

UNITS AT AND ABOVE 4TH STOREY ARE HIGHER THAN
THE MAIN ROOF LEVEL OF BLOCK 639

WINDOW LEGEND

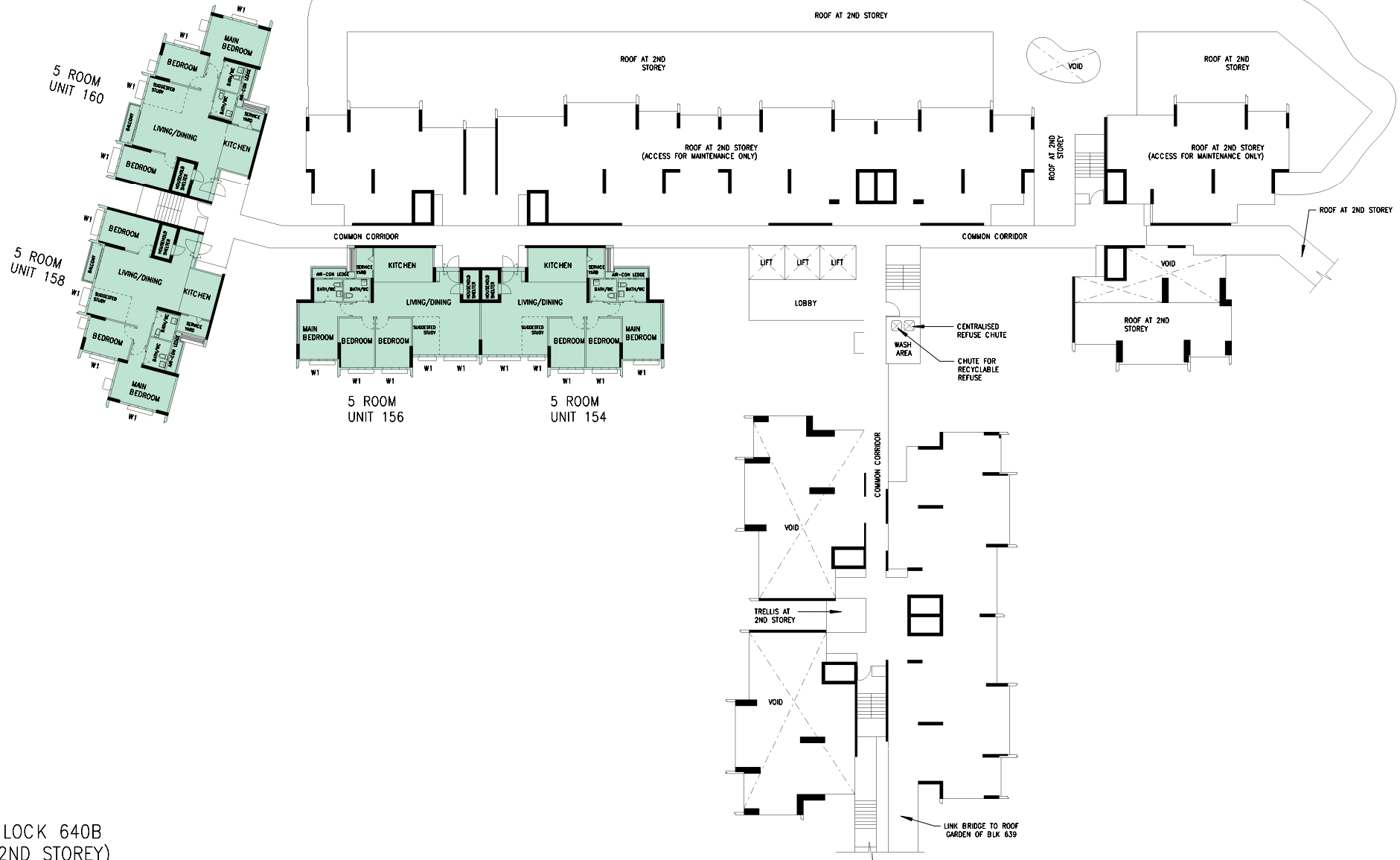
- W1 - THREE QUARTER HEIGHT WINDOW (Approx. 550mm HIGH PARAPET WALL)
- W2 - THREE QUARTER HEIGHT WINDOW (Approx. 550mm HIGH PARAPET WALL)
WITH A SINGLE PANEL WINDOW

UNLESS OTHERWISE INDICATED ALL WINDOWS WILL BE STANDARD HEIGHT
WINDOWS

SCALE 0 2 4 6 8 10 METERS

THE COLOURED FLOOR PLAN IS NOT INTENDED TO DEMARCAT
THE BOUNDARY OF THE FLAT.

BLOCK 640B
(2ND STOREY)



WINDOW LEGEND

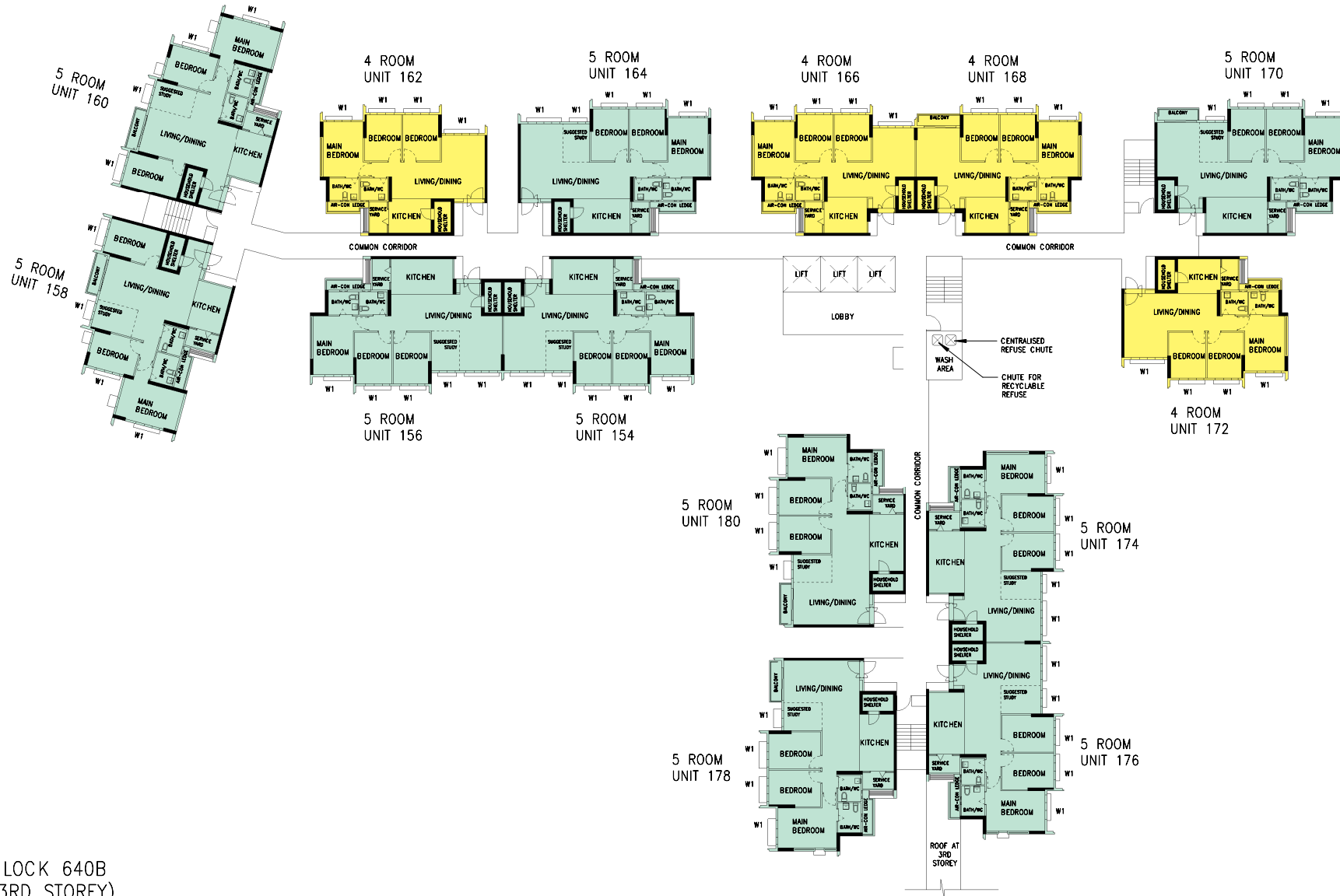
- W1 - THREE QUARTER HEIGHT WINDOW (Approx. 550mm HIGH PARAPET WALL)
W2 - THREE QUARTER HEIGHT WINDOW (Approx. 550mm HIGH PARAPET WALL) WITH A SINGLE PANEL WINDOW

UNLESS OTHERWISE INDICATED ALL WINDOWS WILL BE STANDARD HEIGHT WINDOWS

SCALE 0 2 4 6 8 10 METERS

THE COLOURED FLOOR PLAN IS NOT INTENDED TO DEMARCAT THE BOUNDARY OF THE FLAT.

BLOCK 640B (3RD STOREY)



WINDOW LEGEND

- W1 - THREE QUARTER HEIGHT WINDOW (Approx. 550mm HIGH PARAPET WALL)
- W2 - THREE QUARTER HEIGHT WINDOW (Approx. 550mm HIGH PARAPET WALL) WITH A SINGLE PANEL WINDOW

UNLESS OTHERWISE INDICATED ALL WINDOWS WILL BE STANDARD HEIGHT WINDOWS

SCALE 0 2 4 6 8 10 METERS

THE COLOURED FLOOR PLAN IS NOT INTENDED TO DEMARCAT THE BOUNDARY OF THE FLAT.

BLOCK 640B (4TH STOREY)

UNITS AT AND ABOVE 4TH STOREY ARE HIGHER THAN
THE MAIN ROOF LEVEL OF BLOCK 639

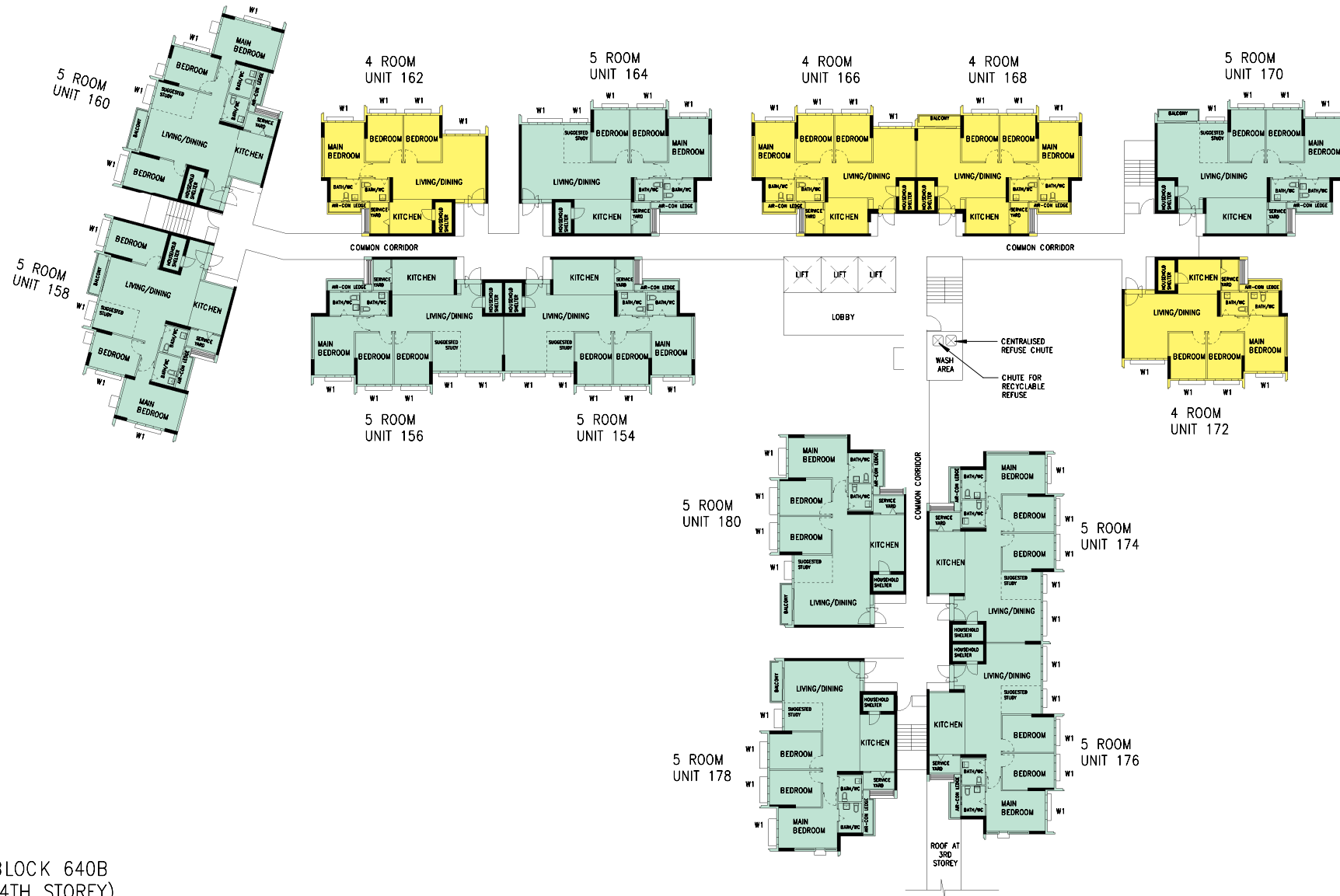
WINDOW LEGEND

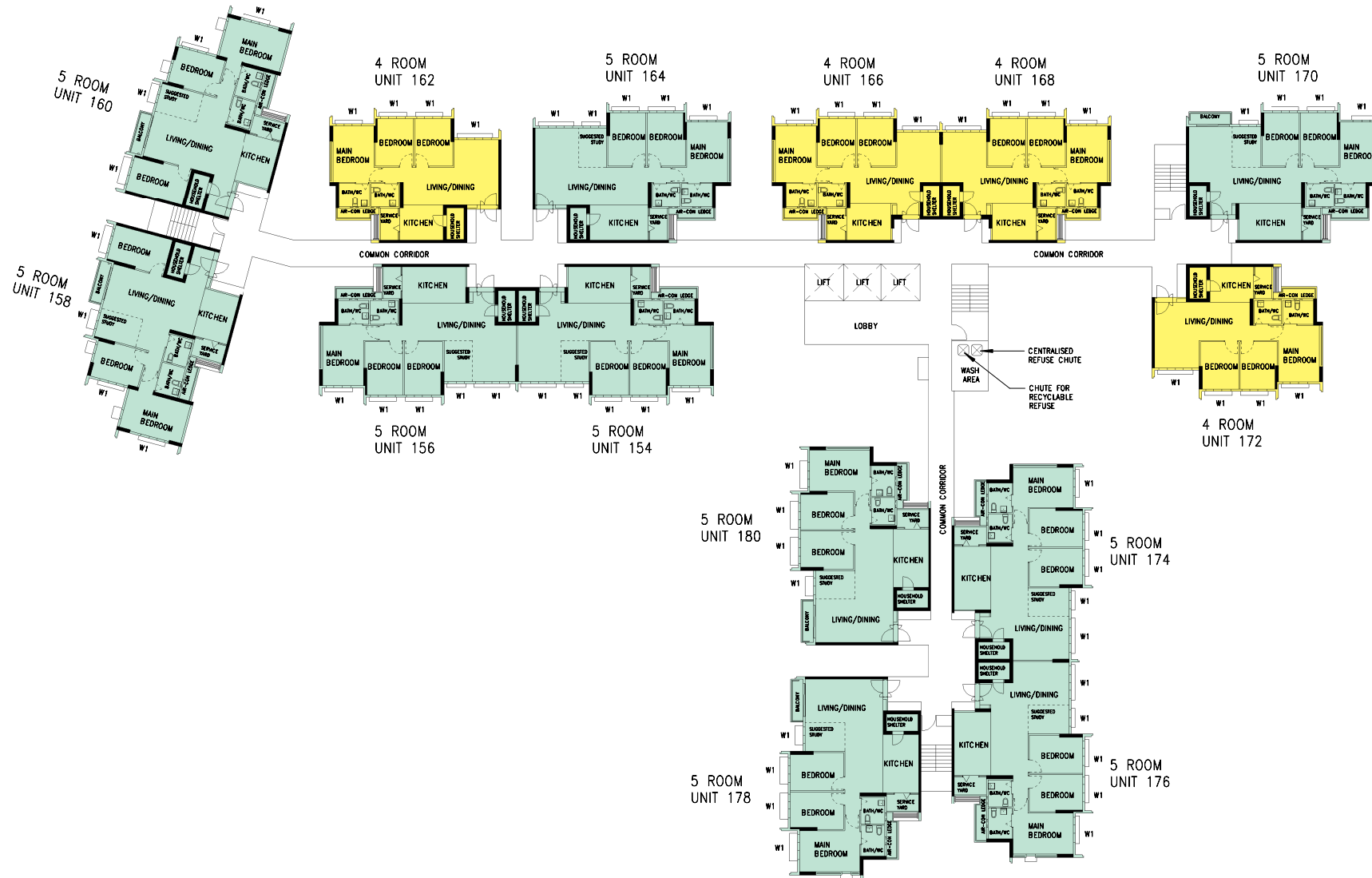
- W1 - THREE QUARTER HEIGHT WINDOW (Approx. 550mm HIGH PARAPET WALL)
W2 - THREE QUARTER HEIGHT WINDOW (Approx. 550mm HIGH PARAPET WALL)
WITH A SINGLE PANEL WINDOW

UNLESS OTHERWISE INDICATED ALL WINDOWS WILL BE STANDARD HEIGHT
WINDOWS

SCALE 0 2 4 6 8 10 METERS

THE COLOURED FLOOR PLAN IS NOT INTENDED TO DEMARCAT
THE BOUNDARY OF THE FLAT.

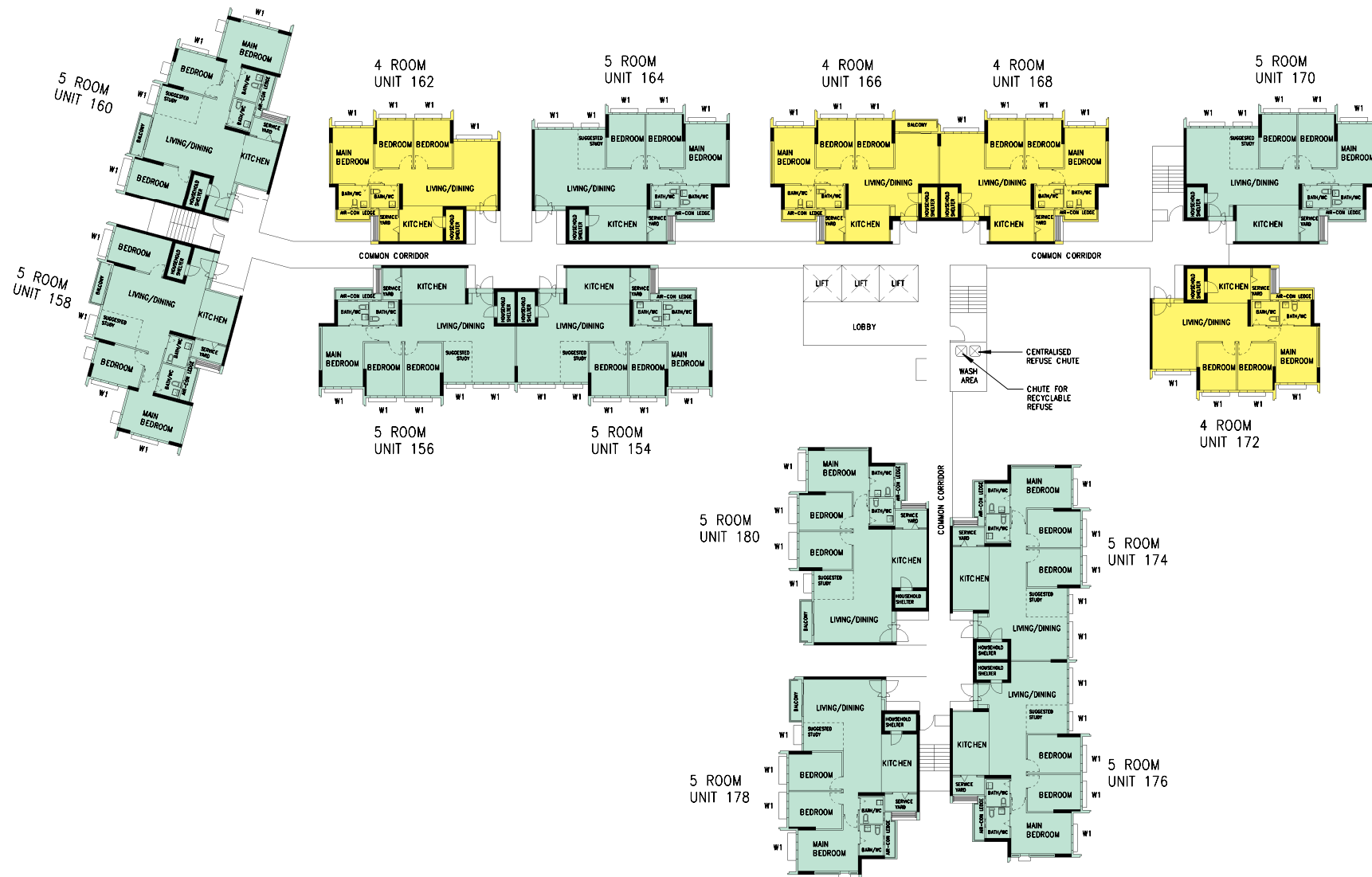




BLOCK 640B
(5TH STOREY)

UNITS AT AND ABOVE 4TH STOREY ARE HIGHER THAN
THE MAIN ROOF LEVEL OF BLOCK 639

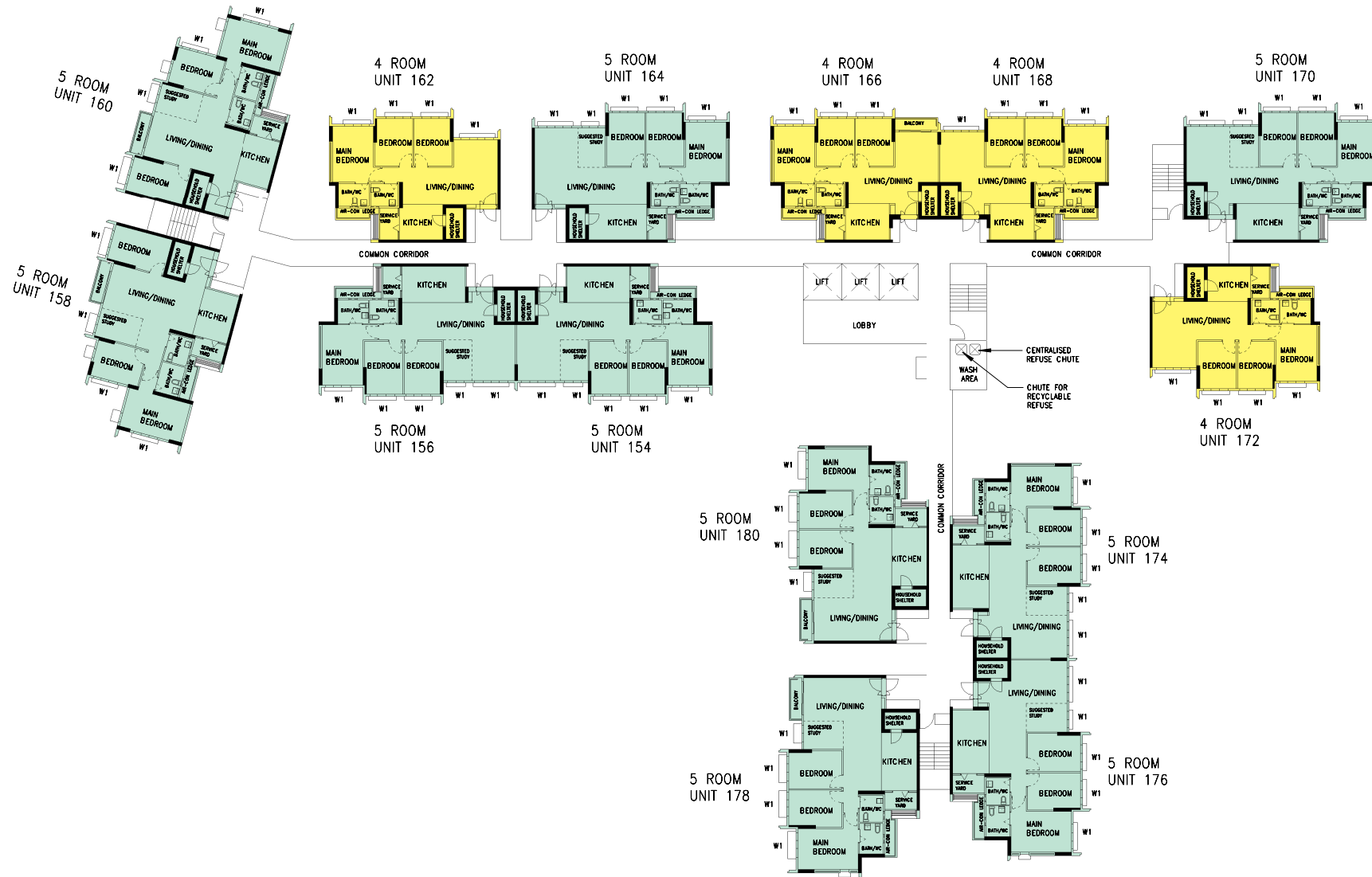
WINDOW LEGEND	UNLESS OTHERWISE INDICATED ALL WINDOWS WILL BE STANDARD HEIGHT WINDOWS		THE COLOURED FLOOR PLAN IS NOT INTENDED TO DEMARGATE THE BOUNDARY OF THE FLAT.
W1 - THREE QUARTER HEIGHT WINDOW (Approx. 550mm HIGH PARAPET WALL) W2 - THREE QUARTER HEIGHT WINDOW (Approx. 550mm HIGH PARAPET WALL) WITH A SINGLE PANEL WINDOW			



BLOCK 640B
(6TH STOREY)

UNITS AT AND ABOVE 4TH STOREY ARE HIGHER THAN
THE MAIN ROOF LEVEL OF BLOCK 639

<p>WINDOW LEGEND</p> <p>W1 - THREE QUARTER HEIGHT WINDOW (Approx. 550mm HIGH PARAPET WALL)</p> <p>W2 - THREE QUARTER HEIGHT WINDOW (Approx. 550mm HIGH PARAPET WALL) WITH A SINGLE PANEL WINDOW</p>		<p>UNLESS OTHERWISE INDICATED ALL WINDOWS WILL BE STANDARD HEIGHT WINDOWS</p>	<p>SCALE 0 2 4 6 8 10 METERS</p>	<p>THE COLOURED FLOOR PLAN IS NOT INTENDED TO DEMARCAT THE BOUNDARY OF THE FLAT.</p>
------------------------------------------------------------------------------------------------------------------------------------------------------------------------------------------------------------	--	-------------------------------------------------------------------------------	----------------------------------	--------------------------------------------------------------------------------------



BLOCK 640B (7TH TO 8TH STOREY)

UNITS AT AND ABOVE 4TH STOREY ARE HIGHER THAN
THE MAIN ROOF LEVEL OF BLOCK 639

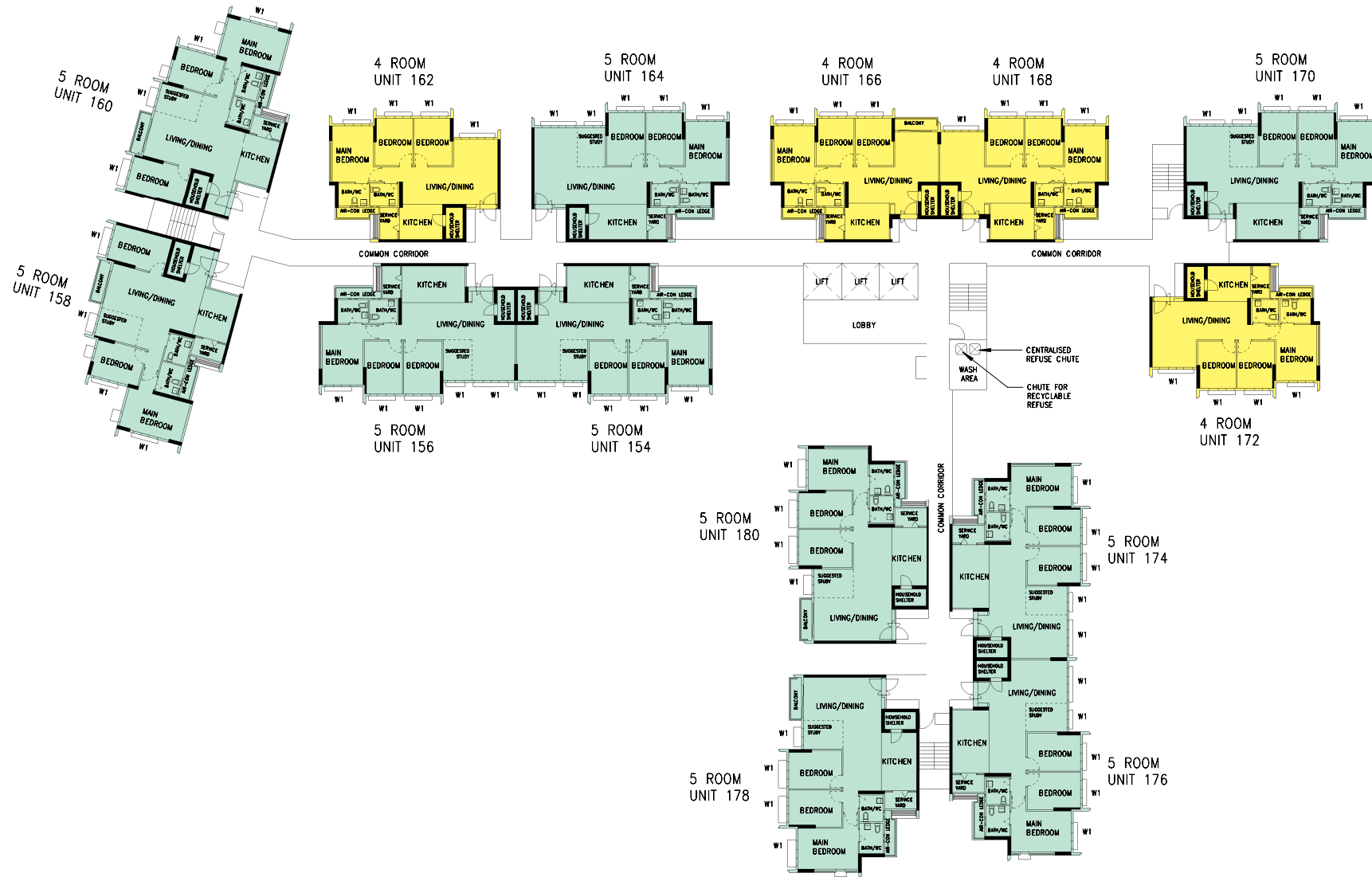
WINDOW LEGEND

- W1 - THREE QUARTER HEIGHT WINDOW (Approx. 550mm HIGH PARAPET WALL)
W2 - THREE QUARTER HEIGHT WINDOW (Approx. 550mm HIGH PARAPET WALL)
WITH A SINGLE PANEL WINDOW

UNLESS OTHERWISE INDICATED ALL WINDOWS WILL BE STANDARD HEIGHT
WINDOWS

SCALE 0 2 4 6 8 10 METERS

THE COLOURED FLOOR PLAN IS NOT INTENDED TO DEMARCAT
THE BOUNDARY OF THE FLAT.



BLOCK 640B (9TH STOREY)

UNITS AT AND ABOVE 4TH STOREY ARE HIGHER THAN
THE MAIN ROOF LEVEL OF BLOCK 639

WINDOW LEGEND

- W1 - THREE QUARTER HEIGHT WINDOW (Approx. 550mm HIGH PARAPET WALL)
- W2 - THREE QUARTER HEIGHT WINDOW (Approx. 550mm HIGH PARAPET WALL)
WITH A SINGLE PANEL WINDOW

UNLESS OTHERWISE INDICATED ALL WINDOWS WILL BE STANDARD HEIGHT
WINDOWS

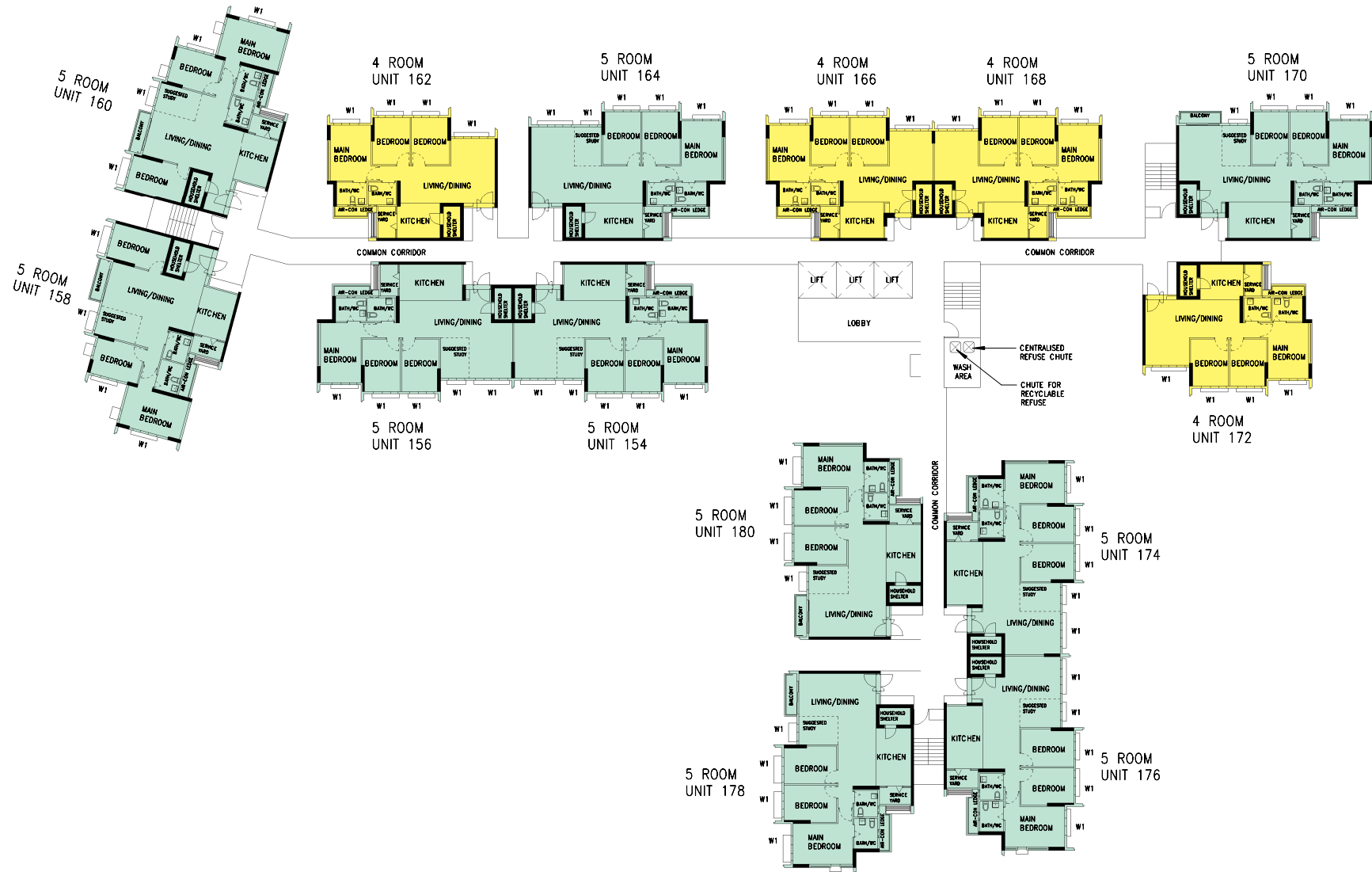
SCALE 0 2 4 6 8 10 METERS

THE COLOURED FLOOR PLAN IS NOT INTENDED TO DEMARCAT
THE BOUNDARY OF THE FLAT.

BLOCK 640B (10TH STOREY)

UNITS AT AND ABOVE 4TH STOREY ARE HIGHER THAN
THE MAIN ROOF LEVEL OF BLOCK 639

<p>WINDOW LEGEND</p> <p>W1 - THREE QUARTER HEIGHT WINDOW (Approx. 550mm HIGH PARAPET WALL)</p> <p>W2 - THREE QUARTER HEIGHT WINDOW (Approx. 550mm HIGH PARAPET WALL) WITH A SINGLE PANEL WINDOW</p>	<p>UNLESS OTHERWISE INDICATED ALL WINDOWS WILL BE STANDARD HEIGHT WINDOWS</p>	<p>SCALE 0 2 4 6 8 10 METERS</p>	<p>THE COLOURED FLOOR PLAN IS NOT INTENDED TO DEMARCAT THE BOUNDARY OF THE FLAT.</p>
------------------------------------------------------------------------------------------------------------------------------------------------------------------------------------------------------------	-------------------------------------------------------------------------------	----------------------------------	--------------------------------------------------------------------------------------



BLOCK 640B (11TH STOREY)

UNITS AT AND ABOVE 4TH STOREY ARE HIGHER THAN
THE MAIN ROOF LEVEL OF BLOCK 639

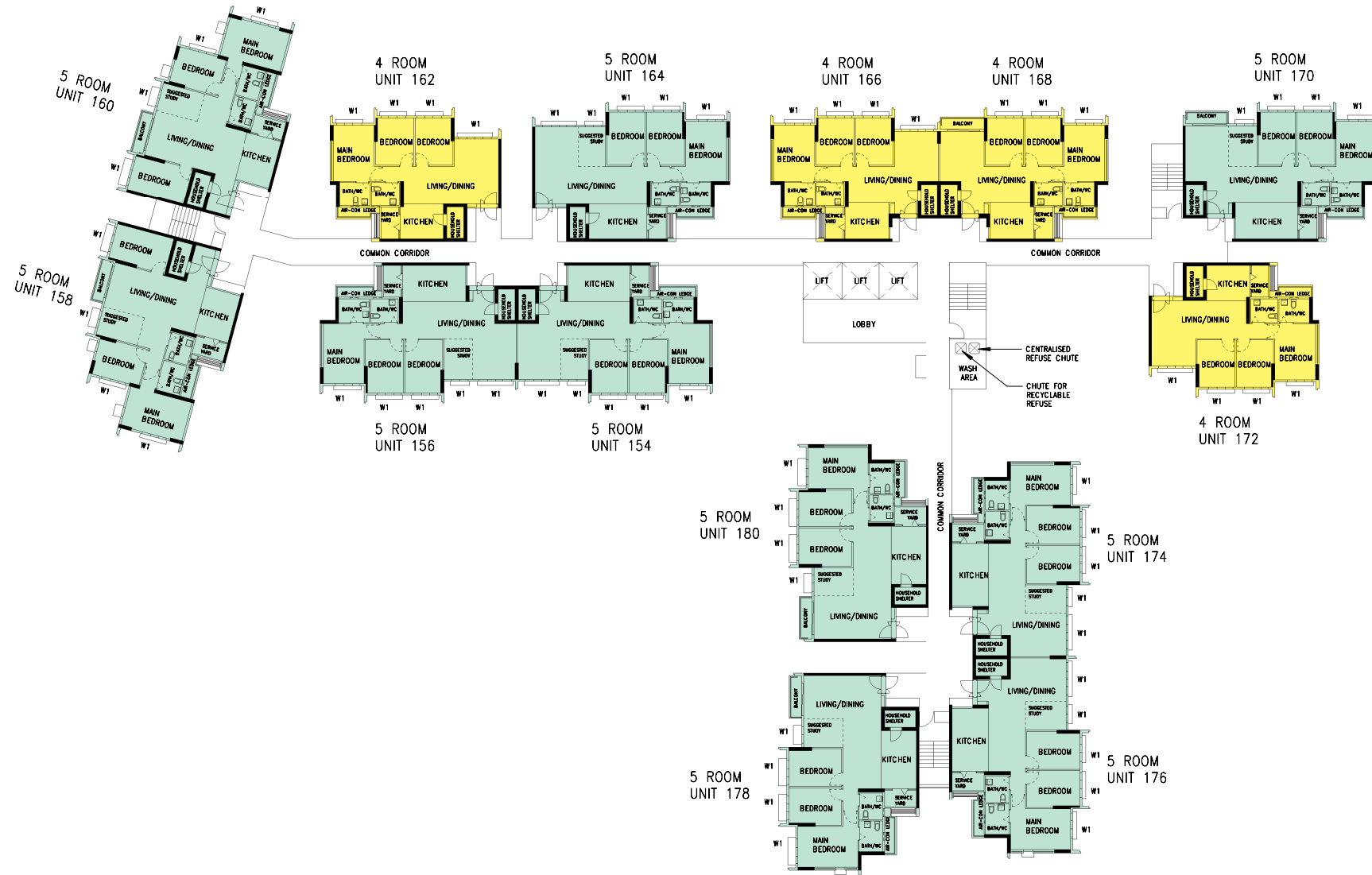
WINDOW LEGEND

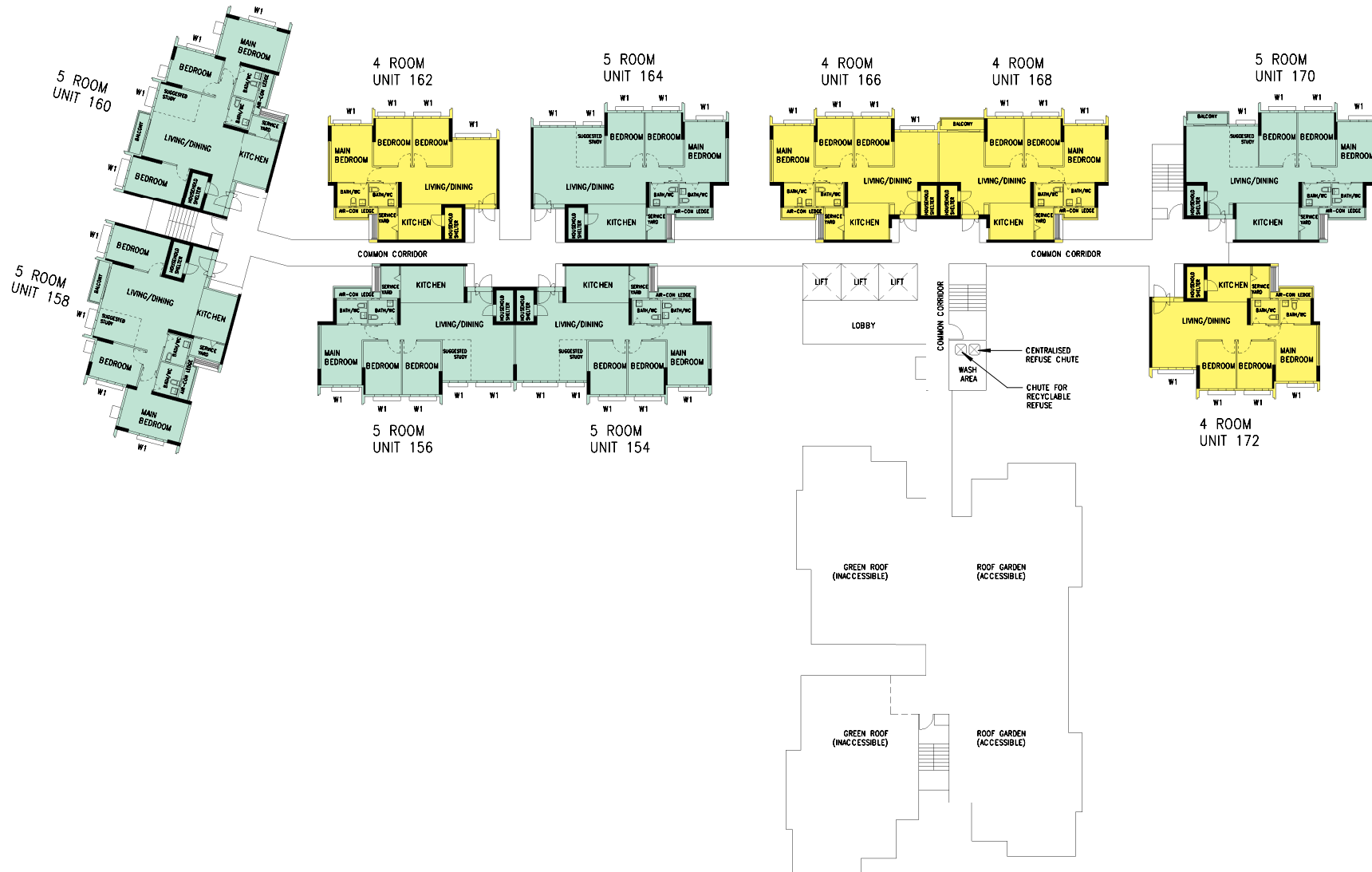
- W1 - THREE QUARTER HEIGHT WINDOW (Approx. 550mm HIGH PARAPET WALL)
W2 - THREE QUARTER HEIGHT WINDOW (Approx. 550mm HIGH PARAPET WALL)
WITH A SINGLE PANEL WINDOW

UNLESS OTHERWISE INDICATED ALL WINDOWS WILL BE STANDARD HEIGHT
WINDOWS

SCALE 0 2 4 6 8 10 METERS

THE COLOURED FLOOR PLAN IS NOT INTENDED TO DEMARCAT
THE BOUNDARY OF THE FLAT.





BLOCK 640B (12TH STOREY)

UNITS AT AND ABOVE 4TH STOREY ARE HIGHER THAN
THE MAIN ROOF LEVEL OF BLOCK 639

WINDOW LEGEND

- W1 - THREE QUARTER HEIGHT WINDOW (Approx. 550mm HIGH PARAPET WALL)
W2 - THREE QUARTER HEIGHT WINDOW (Approx. 550mm HIGH PARAPET WALL)
WITH A SINGLE PANEL WINDOW

UNLESS OTHERWISE INDICATED ALL WINDOWS WILL BE STANDARD HEIGHT
WINDOWS

SCALE 0 2 4 6 8 10 METERS

THE COLOURED FLOOR PLAN IS NOT INTENDED TO DEMARCAT
THE BOUNDARY OF THE FLAT.

BLOCK 641A (2ND STOREY)



WINDOW LEGEND

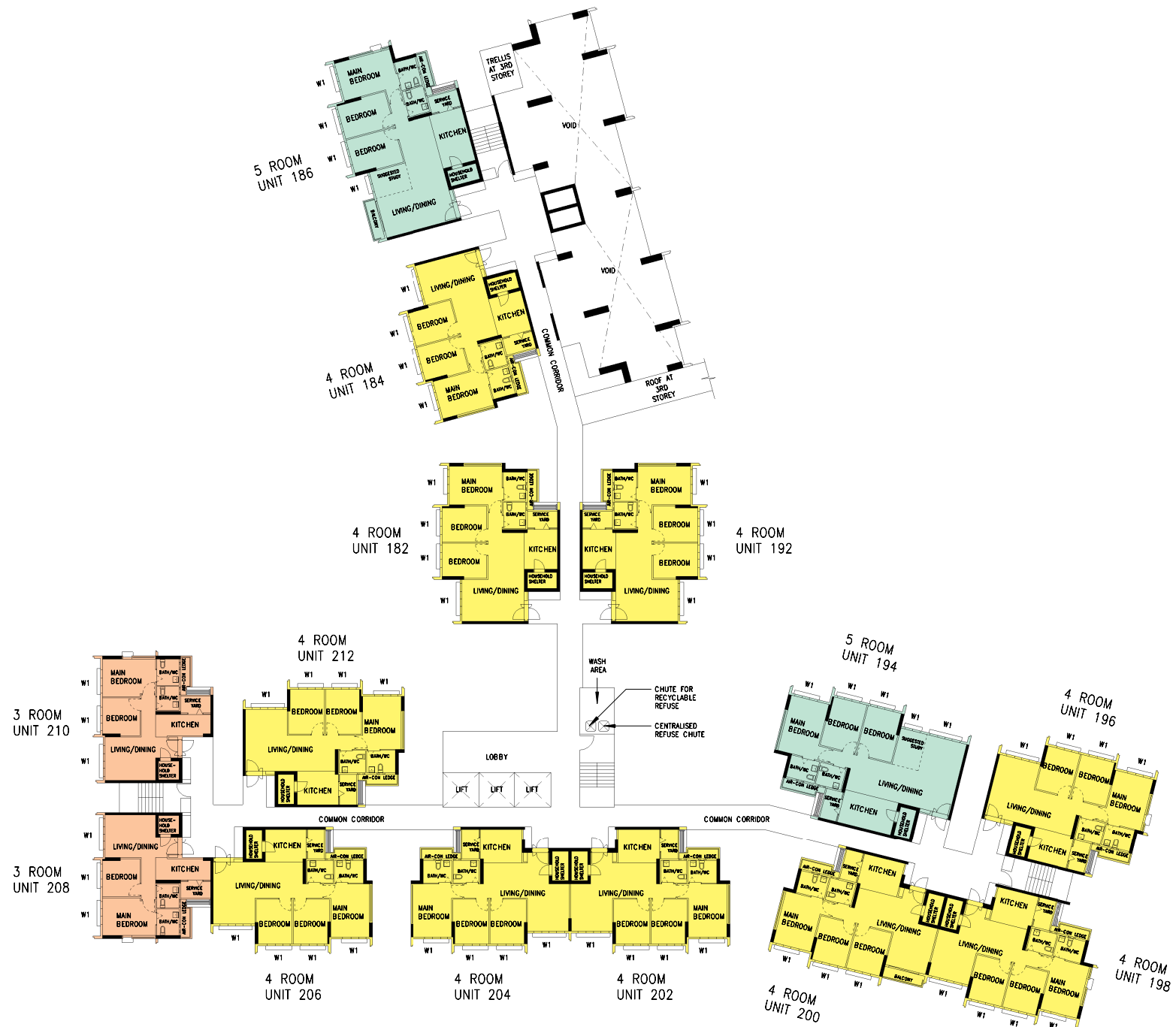
- W1 - THREE QUARTER HEIGHT WINDOW (Approx. 550mm HIGH PARAPET WALL)
- W2 - THREE QUARTER HEIGHT WINDOW (Approx. 550mm HIGH PARAPET WALL) WITH A SINGLE PANEL WINDOW

UNLESS OTHERWISE INDICATED ALL WINDOWS WILL BE STANDARD HEIGHT WINDOWS

SCALE 0 2 4 6 8 10 METERS

THE COLOURED FLOOR PLAN IS NOT INTENDED TO DEMARCAT THE BOUNDARY OF THE FLAT.

BLOCK 641A (3RD STOREY)



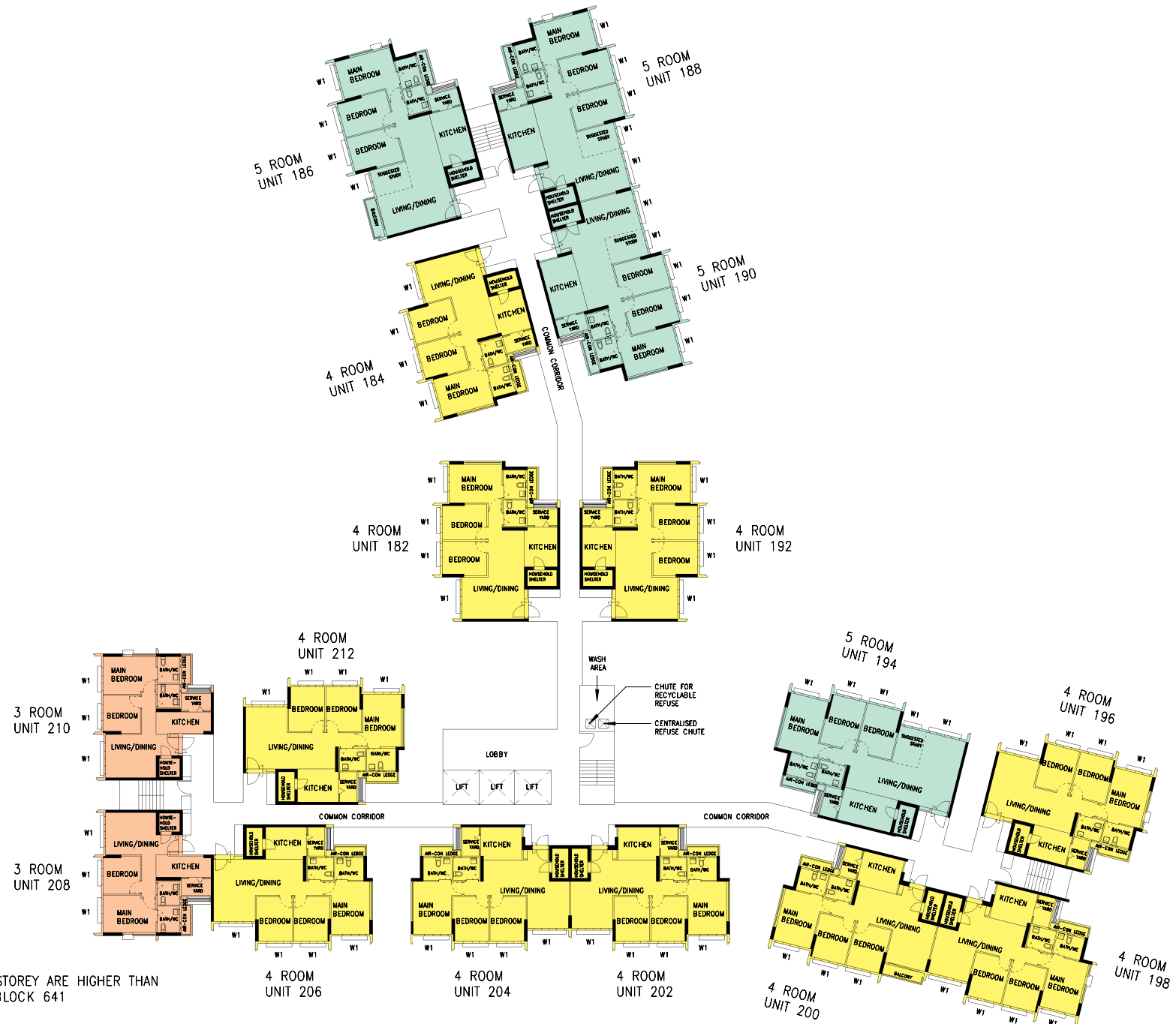
WINDOW LEGEND

- W1 - THREE QUARTER HEIGHT WINDOW (Approx. 550mm HIGH PARAPET WALL)
- W2 - THREE QUARTER HEIGHT WINDOW (Approx. 550mm HIGH PARAPET WALL) WITH A SINGLE PANEL WINDOW

UNLESS OTHERWISE INDICATED ALL WINDOWS WILL BE STANDARD HEIGHT WINDOWS

SCALE 0 2 4 6 8 10 METERS

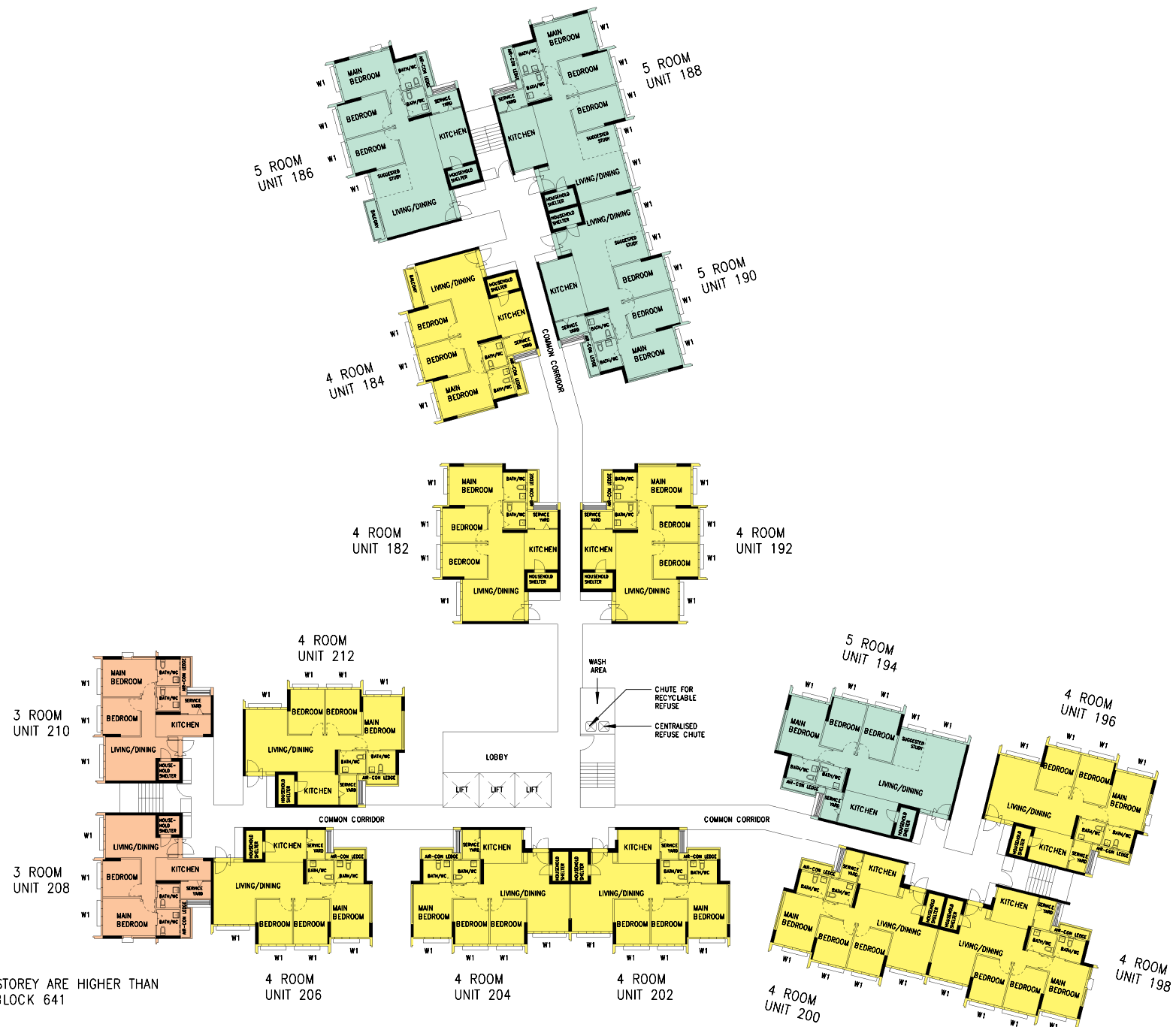
THE COLOURED FLOOR PLAN IS NOT INTENDED TO DEMARCAT THE BOUNDARY OF THE FLAT.



BLOCK 641A
(4TH STOREY)

UNITS AT AND ABOVE 4TH STOREY ARE HIGHER THAN
THE MAIN ROOF LEVEL OF BLOCK 641

<p>WINDOW LEGEND</p> <p>W1 - THREE QUARTER HEIGHT WINDOW (Approx. 550mm HIGH PARAPET WALL)</p> <p>W2 - THREE QUARTER HEIGHT WINDOW (Approx. 550mm HIGH PARAPET WALL) WITH A SINGLE PANEL WINDOW</p>	<p>UNLESS OTHERWISE INDICATED ALL WINDOWS WILL BE STANDARD HEIGHT WINDOWS</p>	<p>SCALE 0 2 4 6 8 10 METERS</p>	<p>THE COLOURED FLOOR PLAN IS NOT INTENDED TO DEMARCAT THE BOUNDARY OF THE FLAT.</p>
------------------------------------------------------------------------------------------------------------------------------------------------------------------------------------------------------------	-------------------------------------------------------------------------------	----------------------------------	--------------------------------------------------------------------------------------



BLOCK 641A (5TH STOREY)

UNITS AT AND ABOVE 4TH STOREY ARE HIGHER THAN
THE MAIN ROOF LEVEL OF BLOCK 641

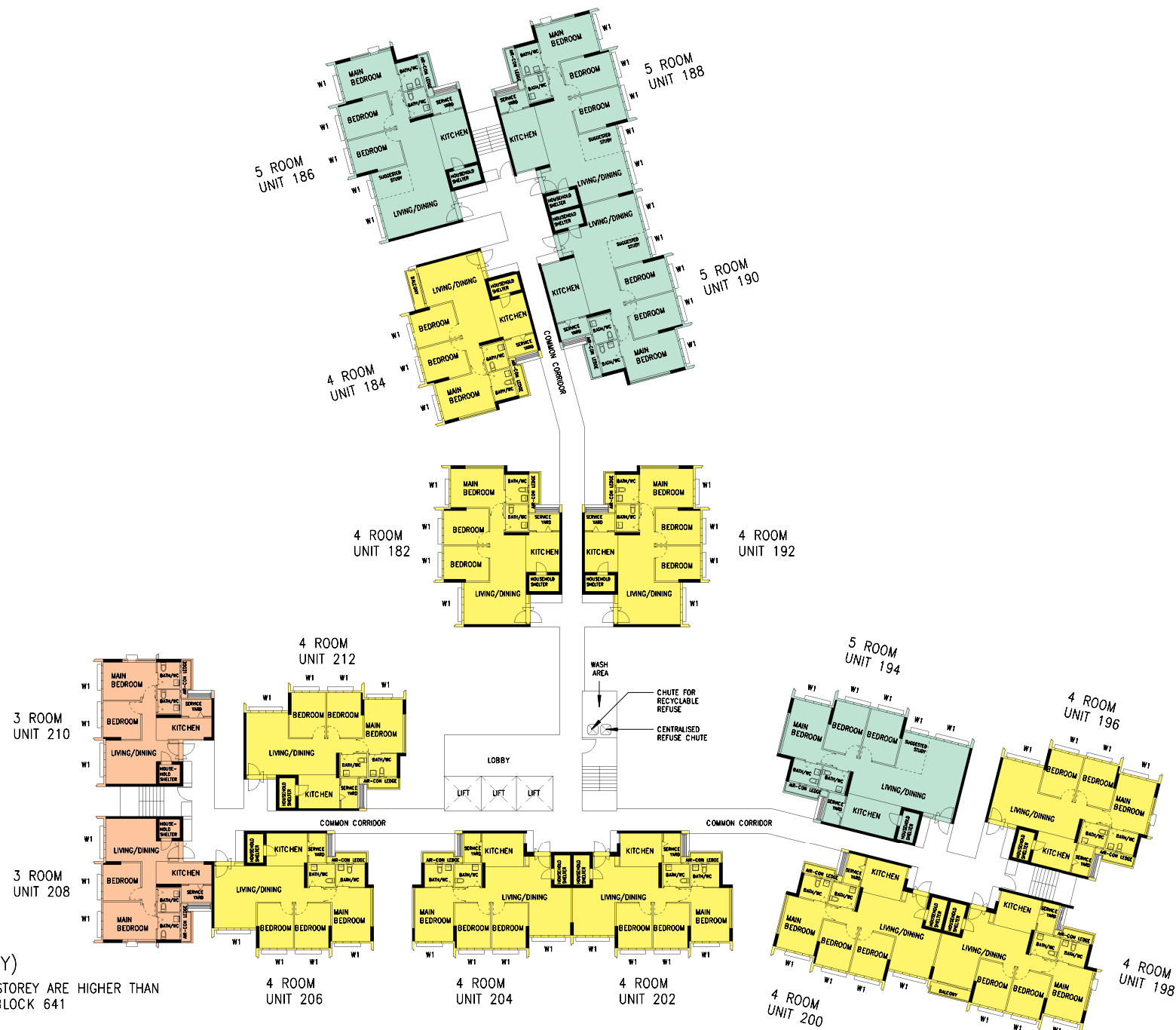
WINDOW LEGEND

- W1 - THREE QUARTER HEIGHT WINDOW (Approx. 550mm HIGH PARAPET WALL)
W2 - THREE QUARTER HEIGHT WINDOW (Approx. 550mm HIGH PARAPET WALL)
WITH A SINGLE PANEL WINDOW

UNLESS OTHERWISE INDICATED ALL WINDOWS WILL BE STANDARD HEIGHT
WINDOWS


SCALE 0 2 4 6 8 10 METERS

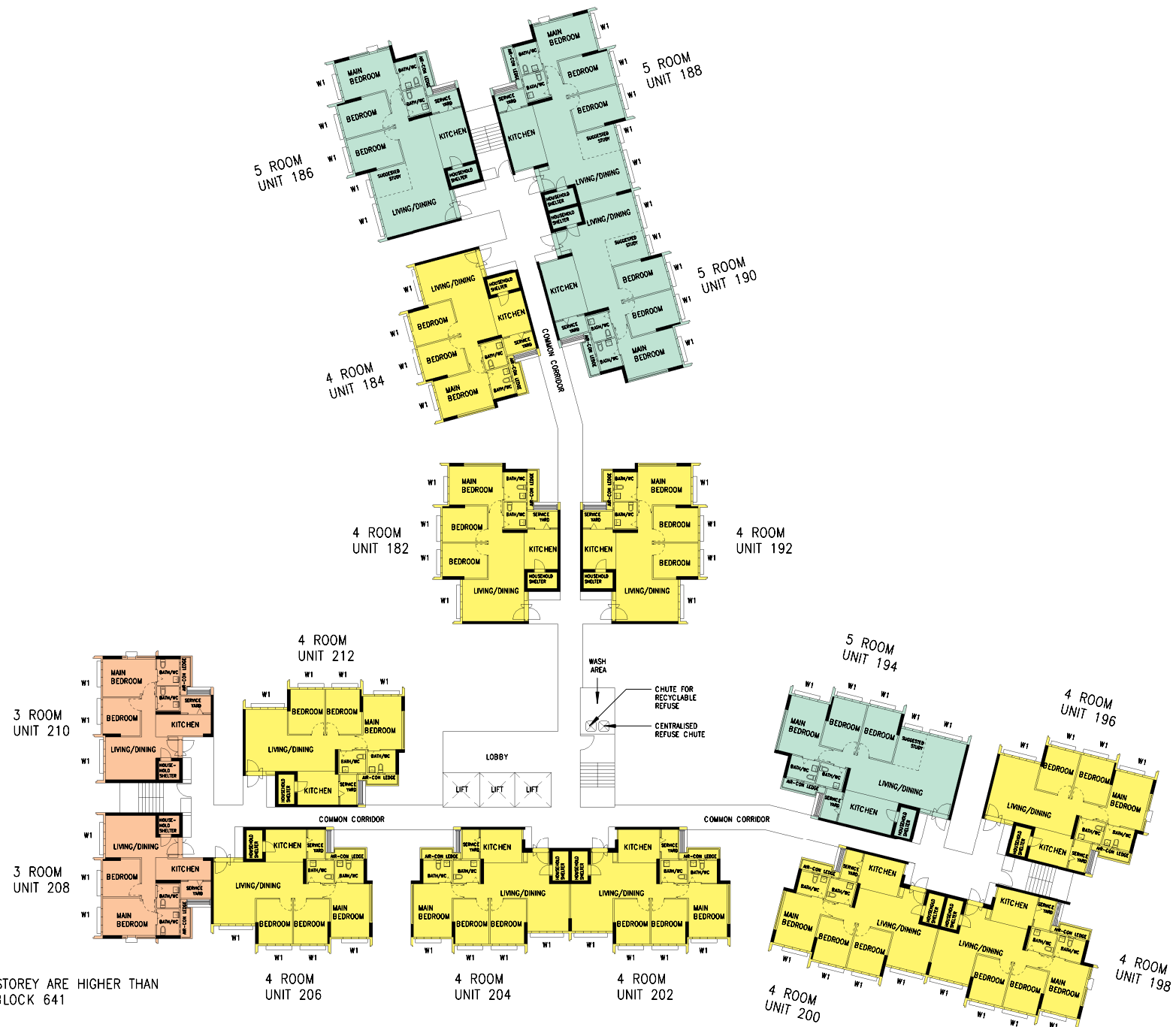
THE COLOURED FLOOR PLAN IS NOT INTENDED TO DEMARCAT
THE BOUNDARY OF THE FLAT.



BLOCK 641A
(6TH TO 8TH STOREY)

UNITS AT AND ABOVE 4TH STOREY ARE HIGHER THAN
THE MAIN ROOF LEVEL OF BLOCK 641

WINDOW LEGEND	UNLESS OTHERWISE INDICATED ALL WINDOWS WILL BE STANDARD HEIGHT WINDOWS		THE COLOURED FLOOR PLAN IS NOT INTENDED TO DEMARCAT THE BOUNDARY OF THE FLAT.
W1 - THREE QUARTER HEIGHT WINDOW (Approx. 550mm HIGH PARAPET WALL)			
W2 - THREE QUARTER HEIGHT WINDOW (Approx. 550mm HIGH PARAPET WALL) WITH A SINGLE PANEL WINDOW			



BLOCK 641A (9TH STOREY)

UNITS AT AND ABOVE 4TH STOREY ARE HIGHER THAN
THE MAIN ROOF LEVEL OF BLOCK 641

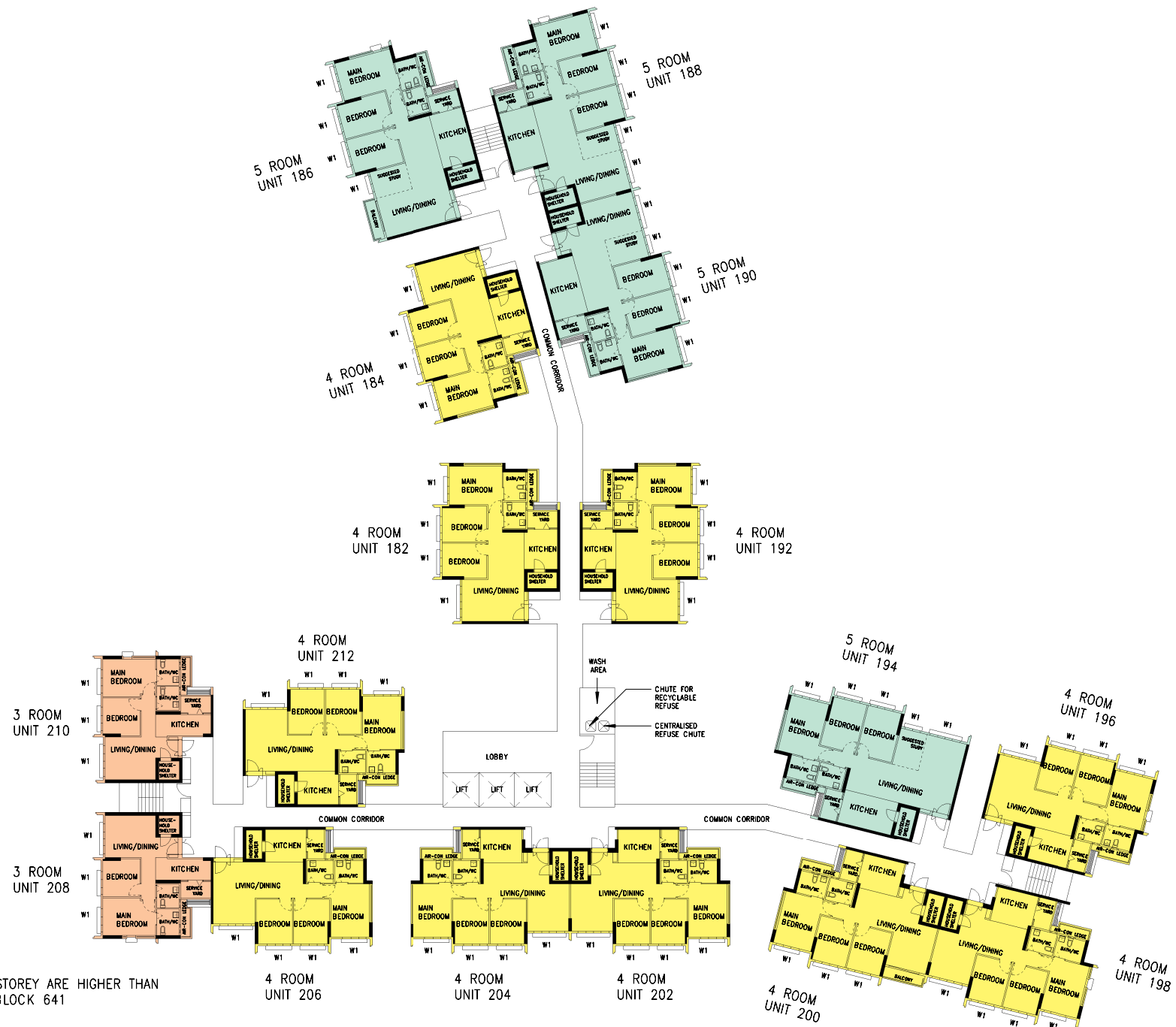
WINDOW LEGEND

- W1 - THREE QUARTER HEIGHT WINDOW (Approx. 550mm HIGH PARAPET WALL)
W2 - THREE QUARTER HEIGHT WINDOW (Approx. 550mm HIGH PARAPET WALL)
WITH A SINGLE PANEL WINDOW

UNLESS OTHERWISE INDICATED ALL WINDOWS WILL BE STANDARD HEIGHT
WINDOWS

SCALE 0 2 4 6 8 10 METERS

THE COLOURED FLOOR PLAN IS NOT INTENDED TO DEMARCAT
THE BOUNDARY OF THE FLAT.



BLOCK 641A (10TH STOREY)

UNITS AT AND ABOVE 4TH STOREY ARE HIGHER THAN
THE MAIN ROOF LEVEL OF BLOCK 641

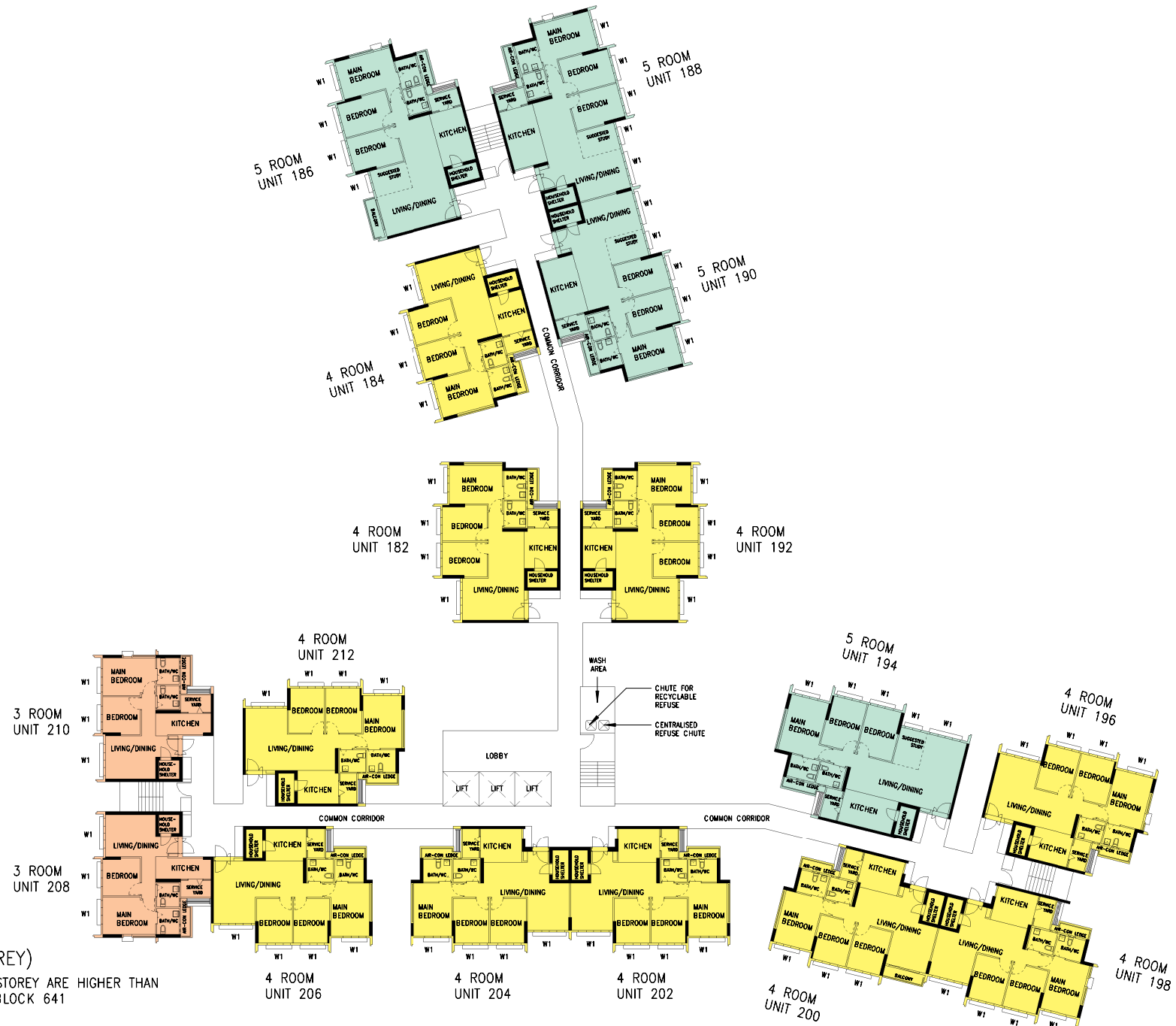
WINDOW LEGEND

- W1 - THREE QUARTER HEIGHT WINDOW (Approx. 550mm HIGH PARAPET WALL)
W2 - THREE QUARTER HEIGHT WINDOW (Approx. 550mm HIGH PARAPET WALL)
WITH A SINGLE PANEL WINDOW

UNLESS OTHERWISE INDICATED ALL WINDOWS WILL BE STANDARD HEIGHT
WINDOWS


SCALE 0 2 4 6 8 10 METERS

THE COLOURED FLOOR PLAN IS NOT INTENDED TO DEMARCAT
THE BOUNDARY OF THE FLAT.



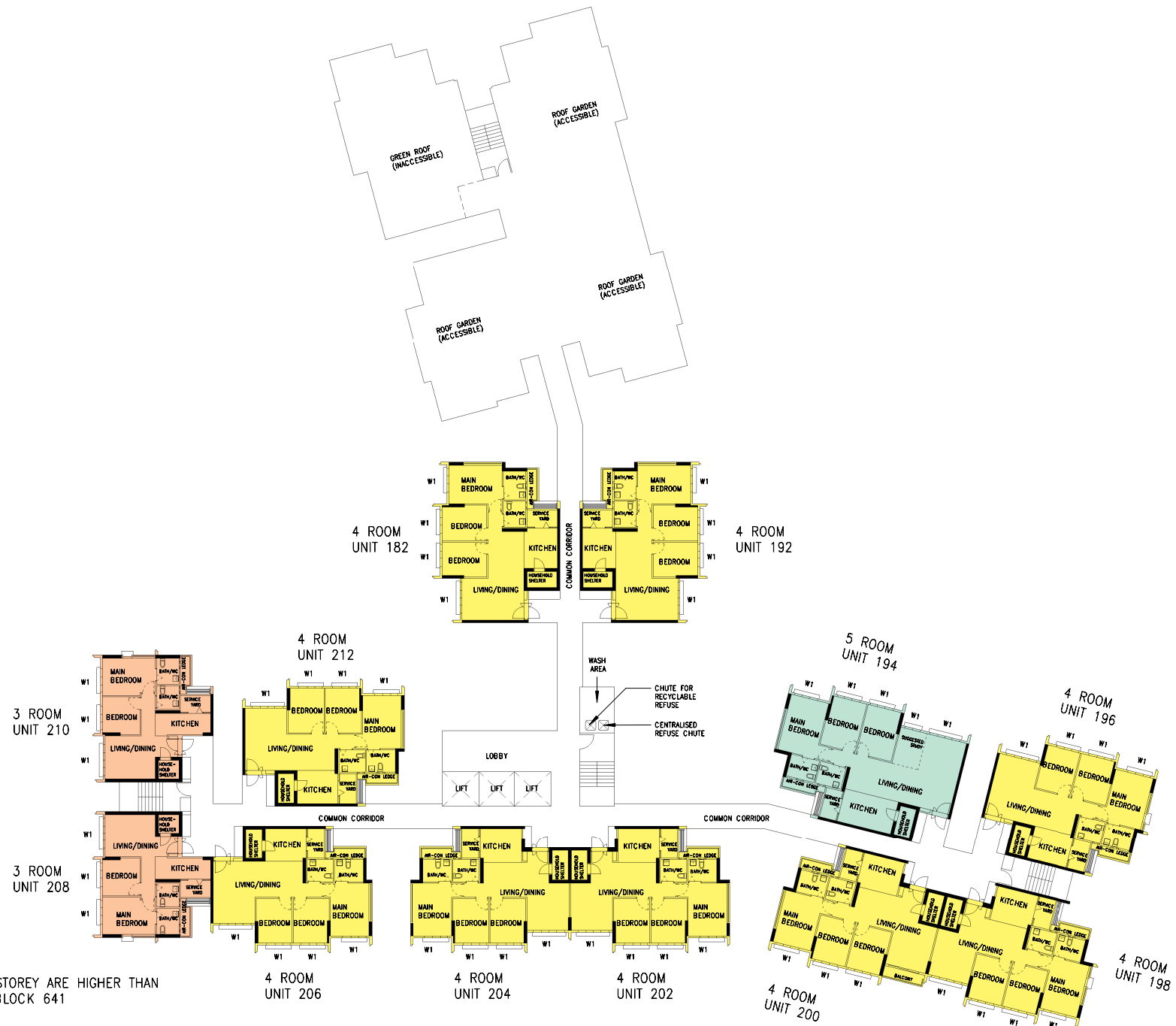
BLOCK 641A
(11TH & 12TH STOREY)

UNITS AT AND ABOVE 4TH STOREY ARE HIGHER THAN
THE MAIN ROOF LEVEL OF BLOCK 641

WINDOW LEGEND W1 - THREE QUARTER HEIGHT WINDOW (Approx. 550mm HIGH PARAPET WALL) W2 - THREE QUARTER HEIGHT WINDOW (Approx. 550mm HIGH PARAPET WALL) WITH A SINGLE PANEL WINDOW	UNLESS OTHERWISE INDICATED ALL WINDOWS WILL BE STANDARD HEIGHT WINDOWS		THE COLOURED FLOOR PLAN IS NOT INTENDED TO DEMARCAT THE BOUNDARY OF THE FLAT.
---------------------------------------------------------------------------------------------------------------------------------------------------------------------------------------------	------------------------------------------------------------------------	---------------------------------------------------------------------------------------	-------------------------------------------------------------------------------

BLOCK 641A (13TH STOREY)

UNITS AT AND ABOVE 4TH STOREY ARE HIGHER THAN
THE MAIN ROOF LEVEL OF BLOCK 641



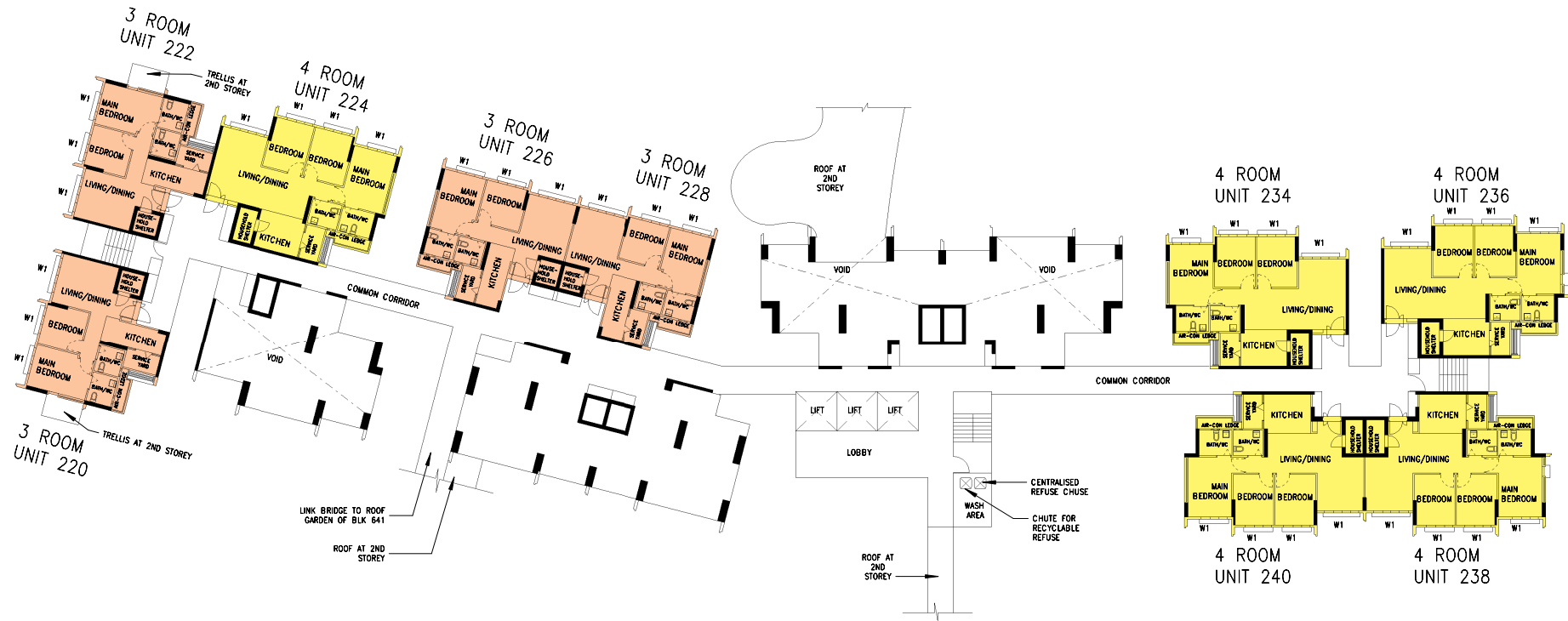
WINDOW LEGEND

- W1 - THREE QUARTER HEIGHT WINDOW (Approx. 550mm HIGH PARAPET WALL)
- W2 - THREE QUARTER HEIGHT WINDOW (Approx. 550mm HIGH PARAPET WALL) WITH A SINGLE PANEL WINDOW

UNLESS OTHERWISE INDICATED ALL WINDOWS WILL BE STANDARD HEIGHT WINDOWS

SCALE 0 2 4 6 8 10 METERS

THE COLOURED FLOOR PLAN IS NOT INTENDED TO DEMARCAT THE BOUNDARY OF THE FLAT.



BLOCK 641B
(2ND STOREY)

WINDOW LEGEND

- W1 - THREE QUARTER HEIGHT WINDOW (Approx. 550mm HIGH PARAPET WALL)
W2 - THREE QUARTER HEIGHT WINDOW (Approx. 550mm HIGH PARAPET WALL) WITH A SINGLE PANEL WINDOW

UNLESS OTHERWISE INDICATED ALL WINDOWS WILL BE STANDARD HEIGHT WINDOWS

SCALE 0 2 4 6 8 10 METERS

THE COLOURED FLOOR PLAN IS NOT INTENDED TO DEMARCAT THE BOUNDARY OF THE FLAT.



BLOCK 641B
(3RD STOREY)

WINDOW LEGEND

- W1 - THREE QUARTER HEIGHT WINDOW (Approx. 550mm HIGH PARAPET WALL)
W2 - THREE QUARTER HEIGHT WINDOW (Approx. 550mm HIGH PARAPET WALL) WITH A SINGLE PANEL WINDOW

UNLESS OTHERWISE INDICATED ALL WINDOWS WILL BE STANDARD HEIGHT WINDOWS

SCALE 0 2 4 6 8 10 METERS

THE COLOURED FLOOR PLAN IS NOT INTENDED TO DEMARCAT THE BOUNDARY OF THE FLAT.



BLOCK 641B (4TH STOREY)

UNITS AT AND ABOVE 4TH STOREY ARE HIGHER THAN
THE MAIN ROOF LEVEL OF BLOCK 641

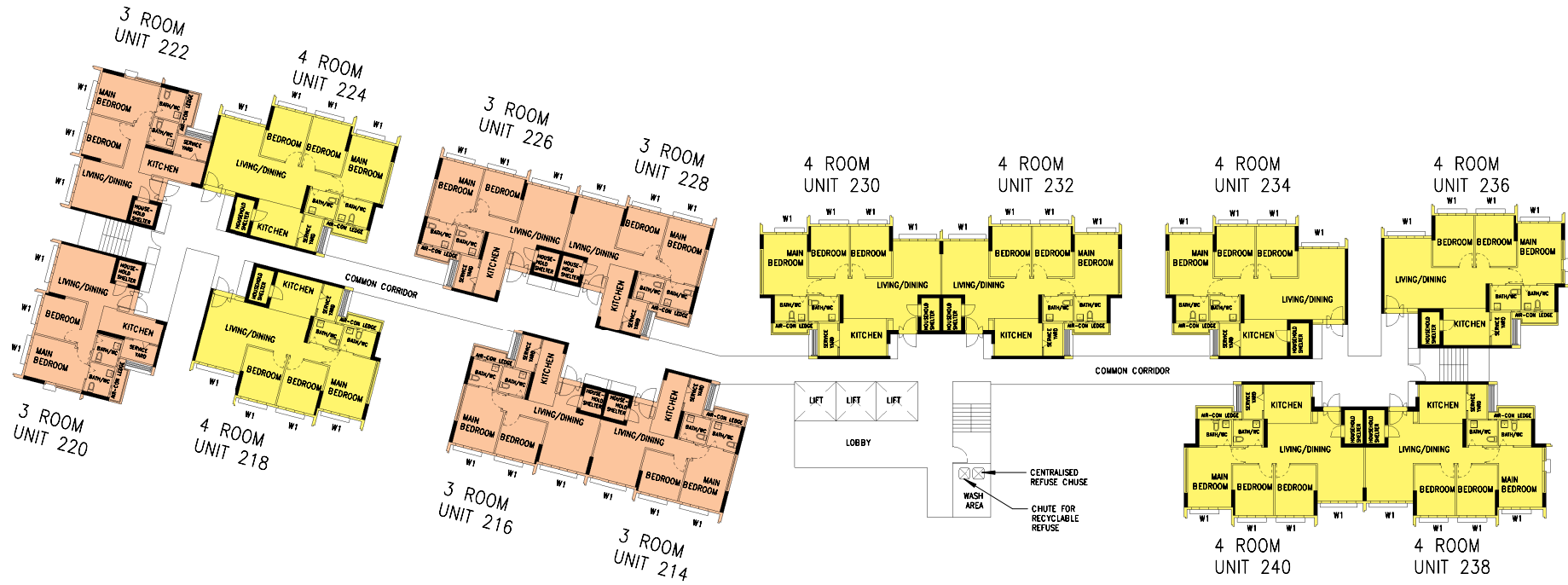
WINDOW LEGEND

- W1 - THREE QUARTER HEIGHT WINDOW (Approx. 550mm HIGH PARAPET WALL)
- W2 - THREE QUARTER HEIGHT WINDOW (Approx. 550mm HIGH PARAPET WALL)
WITH A SINGLE PANEL WINDOW

UNLESS OTHERWISE INDICATED ALL WINDOWS WILL BE STANDARD HEIGHT
WINDOWS

SCALE 0 2 4 6 8 10 METERS

THE COLOURED FLOOR PLAN IS NOT INTENDED TO DEMARCAT
THE BOUNDARY OF THE FLAT.



BLOCK 641B (5TH STOREY)

UNITS AT AND ABOVE 4TH STOREY ARE HIGHER THAN
THE MAIN ROOF LEVEL OF BLOCK 641

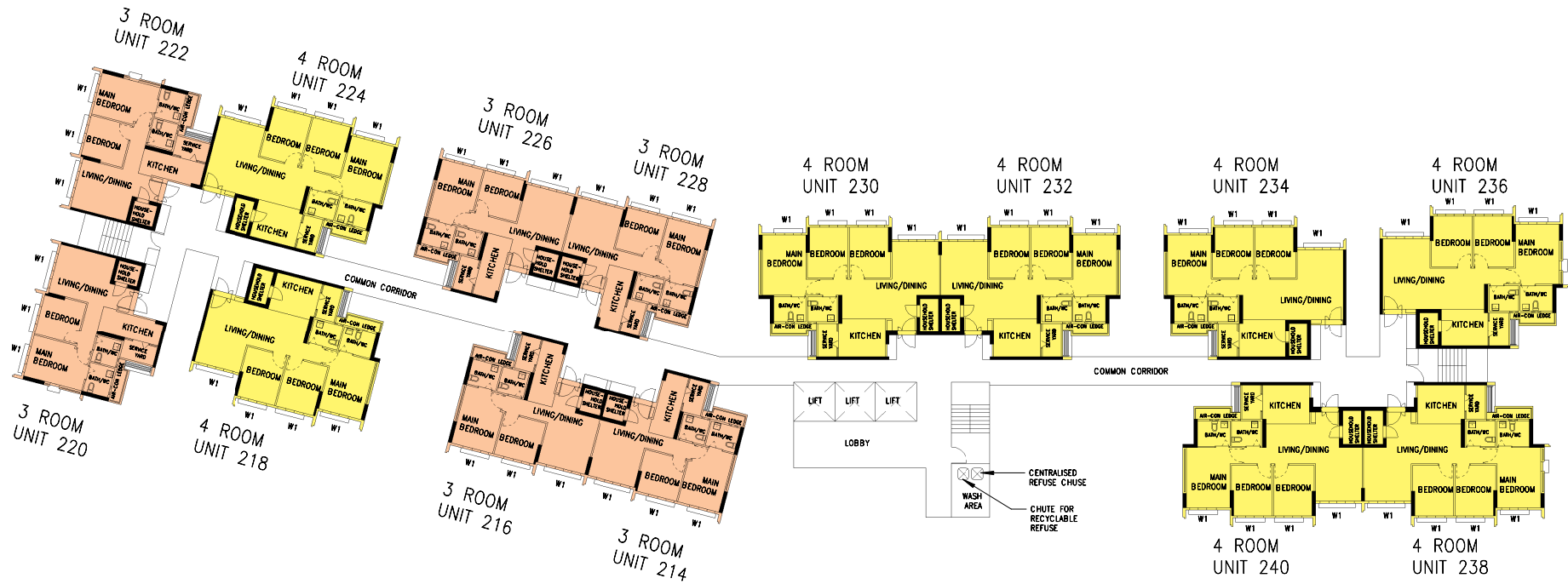
WINDOW LEGEND

- W1 - THREE QUARTER HEIGHT WINDOW (Approx. 550mm HIGH PARAPET WALL)
- W2 - THREE QUARTER HEIGHT WINDOW (Approx. 550mm HIGH PARAPET WALL)
WITH A SINGLE PANEL WINDOW

UNLESS OTHERWISE INDICATED ALL WINDOWS WILL BE STANDARD HEIGHT
WINDOWS

SCALE 0 2 4 6 8 10 METERS

THE COLOURED FLOOR PLAN IS NOT INTENDED TO DEMARCAT
THE BOUNDARY OF THE FLAT.



BLOCK 641B (6TH – 8TH STOREY)

UNITS AT AND ABOVE 4TH STOREY ARE HIGHER THAN
THE MAIN ROOF LEVEL OF BLOCK 641

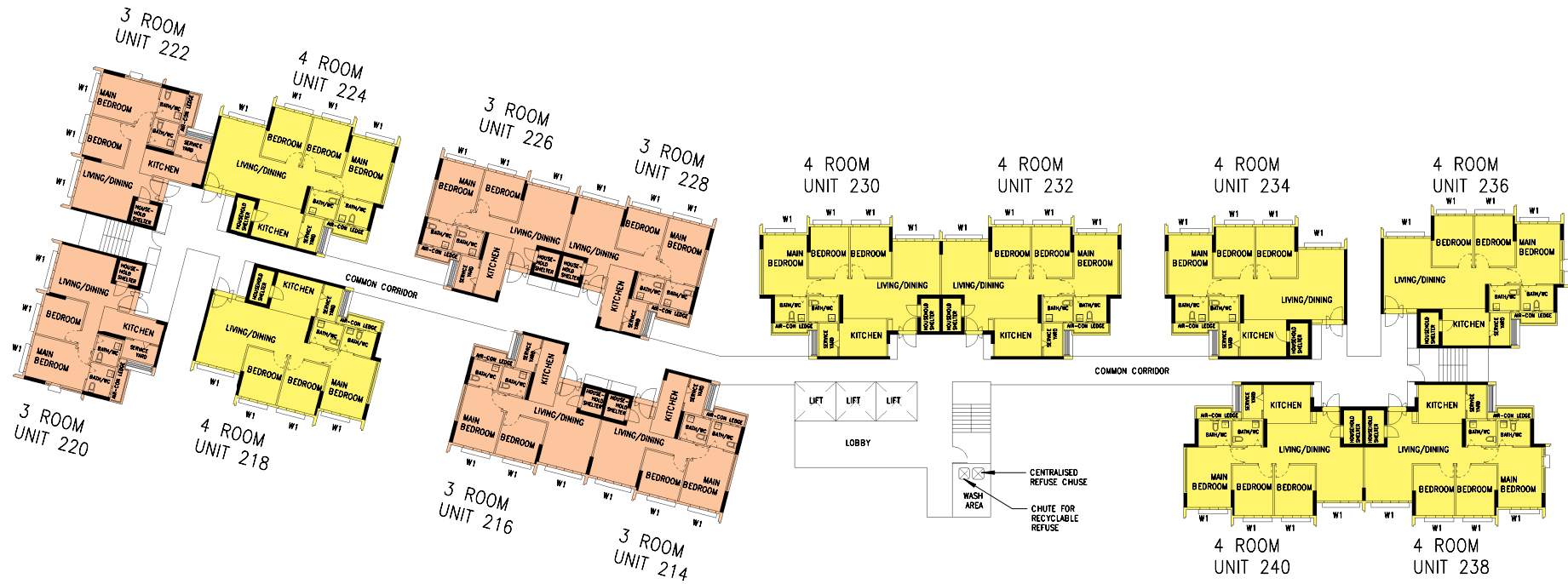
WINDOW LEGEND

- W1 – THREE QUARTER HEIGHT WINDOW (Approx. 550mm HIGH PARAPET WALL)
- W2 – THREE QUARTER HEIGHT WINDOW (Approx. 550mm HIGH PARAPET WALL)
WITH A SINGLE PANEL WINDOW

UNLESS OTHERWISE INDICATED ALL WINDOWS WILL BE STANDARD HEIGHT
WINDOWS

SCALE 0 2 4 6 8 10 METERS

THE COLOURED FLOOR PLAN IS NOT INTENDED TO DEMARCAT
THE BOUNDARY OF THE FLAT.



BLOCK 641B (9TH STOREY)

UNITS AT AND ABOVE 4TH STOREY ARE HIGHER THAN
THE MAIN ROOF LEVEL OF BLOCK 641

WINDOW LEGEND

- W1 - THREE QUARTER HEIGHT WINDOW (Approx. 550mm HIGH PARAPET WALL)
- W2 - THREE QUARTER HEIGHT WINDOW (Approx. 550mm HIGH PARAPET WALL)
WITH A SINGLE PANEL WINDOW

UNLESS OTHERWISE INDICATED ALL WINDOWS WILL BE STANDARD HEIGHT
WINDOWS

SCALE 0 2 4 6 8 10 METERS

THE COLOURED FLOOR PLAN IS NOT INTENDED TO DEMARCAT
THE BOUNDARY OF THE FLAT.



BLOCK 641B (10TH STOREY)

UNITS AT AND ABOVE 4TH STOREY ARE HIGHER THAN
THE MAIN ROOF LEVEL OF BLOCK 641

WINDOW LEGEND

- W1 - THREE QUARTER HEIGHT WINDOW (Approx. 550mm HIGH PARAPET WALL)
- W2 - THREE QUARTER HEIGHT WINDOW (Approx. 550mm HIGH PARAPET WALL)
WITH A SINGLE PANEL WINDOW

UNLESS OTHERWISE INDICATED ALL WINDOWS WILL BE STANDARD HEIGHT
WINDOWS

SCALE 0 2 4 6 8 10 METERS

THE COLOURED FLOOR PLAN IS NOT INTENDED TO DEMARCAT
THE BOUNDARY OF THE FLAT.



BLOCK 641B (11TH – 14TH STOREY)

UNITS AT AND ABOVE 4TH STOREY ARE HIGHER THAN
THE MAIN ROOF LEVEL OF BLOCK 641

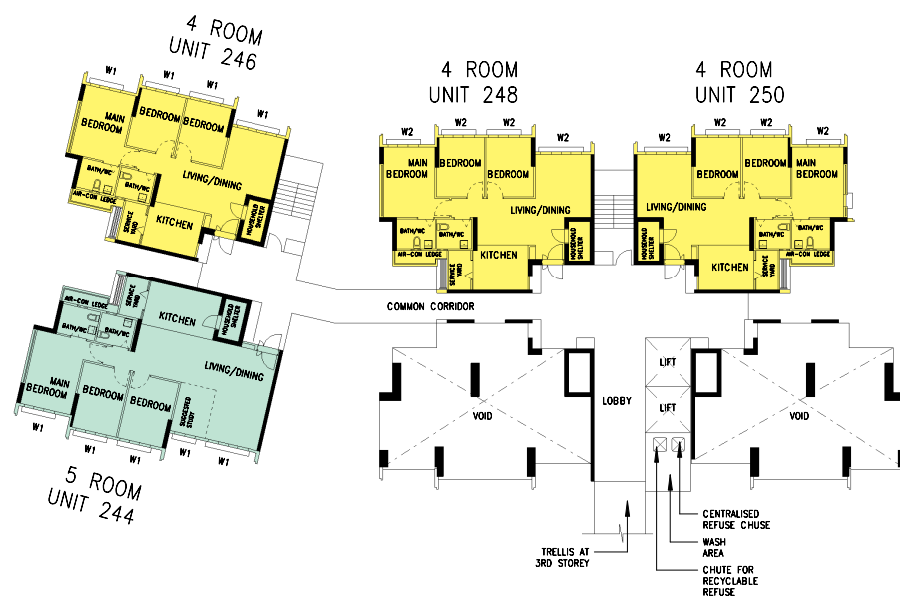
WINDOW LEGEND

- W1 – THREE QUARTER HEIGHT WINDOW (Approx. 550mm HIGH PARAPET WALL)
- W2 – THREE QUARTER HEIGHT WINDOW (Approx. 550mm HIGH PARAPET WALL)
WITH A SINGLE PANEL WINDOW

UNLESS OTHERWISE INDICATED ALL WINDOWS WILL BE STANDARD HEIGHT
WINDOWS

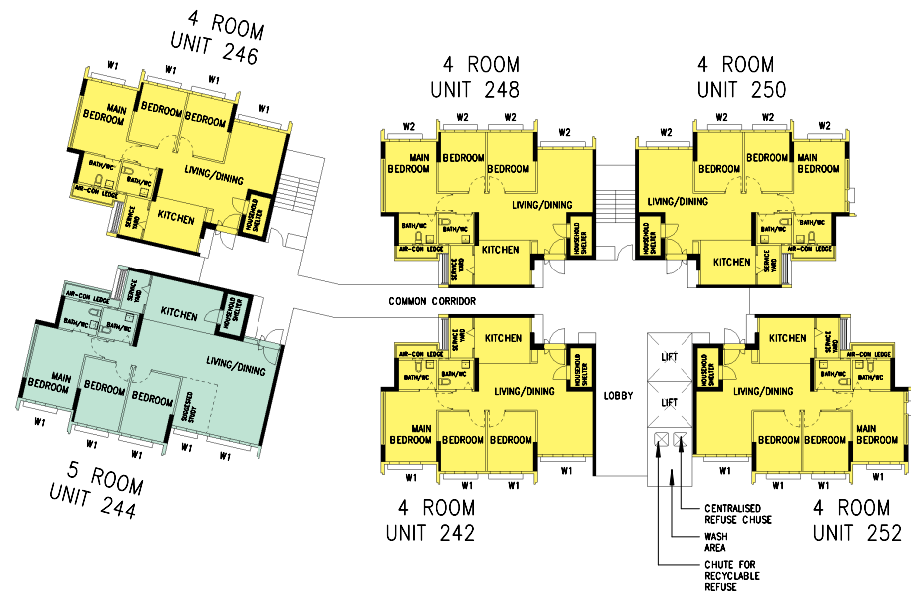
SCALE 0 2 4 6 8 10 METERS

THE COLOURED FLOOR PLAN IS NOT INTENDED TO DEMARCAT
THE BOUNDARY OF THE FLAT.



BLOCK 641C
(3RD STOREY)

<p>WINDOW LEGEND</p> <p>W1 - THREE QUARTER HEIGHT WINDOW (Approx. 550mm HIGH PARAPET WALL)</p> <p>W2 - THREE QUARTER HEIGHT WINDOW (Approx. 550mm HIGH PARAPET WALL) WITH A SINGLE PANEL WINDOW</p>	<p>UNLESS OTHERWISE INDICATED ALL WINDOWS WILL BE STANDARD HEIGHT WINDOWS</p>	<p>SCALE 0 2 4 6 8 10 METERS</p>	<p>THE COLOURED FLOOR PLAN IS NOT INTENDED TO DEMARCAT THE BOUNDARY OF THE FLAT.</p>
------------------------------------------------------------------------------------------------------------------------------------------------------------------------------------------------------------	-------------------------------------------------------------------------------	----------------------------------	--------------------------------------------------------------------------------------



BLOCK 641C
(4TH STOREY)

UNITS AT AND ABOVE 4TH STOREY ARE HIGHER THAN
THE MAIN ROOF LEVEL OF BLOCK 641


WINDOW LEGEND

- W1 - THREE QUARTER HEIGHT WINDOW (Approx. 550mm HIGH PARAPET WALL)
- W2 - THREE QUARTER HEIGHT WINDOW (Approx. 550mm HIGH PARAPET WALL)
WITH A SINGLE PANEL WINDOW

UNLESS OTHERWISE INDICATED ALL WINDOWS WILL BE STANDARD HEIGHT
WINDOWS

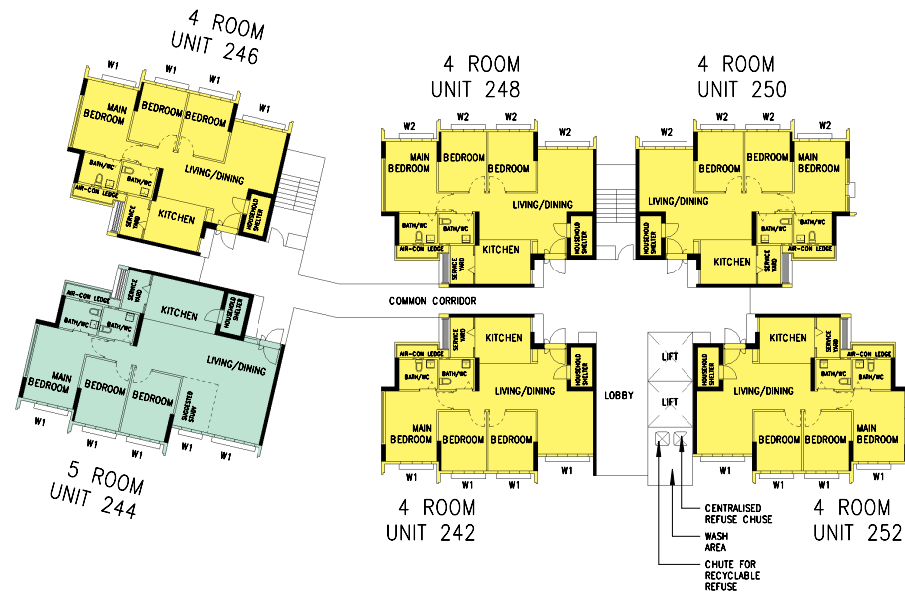
SCALE 0 2 4 6 8 10 METERS

THE COLOURED FLOOR PLAN IS NOT INTENDED TO DEMARCAT
THE BOUNDARY OF THE FLAT.



<p>WINDOW LEGEND</p> <p>W1 - THREE QUARTER HEIGHT WINDOW (Approx. 550mm HIGH PARAPET WALL)</p> <p>W2 - THREE QUARTER HEIGHT WINDOW (Approx. 550mm HIGH PARAPET WALL) WITH A SINGLE PANEL WINDOW</p>	<p>UNLESS OTHERWISE INDICATED ALL WINDOWS WILL BE STANDARD HEIGHT WINDOWS</p>	<p>SCALE 0 2 4 6 8 10 METERS</p>	<p>THE COLOURED FLOOR PLAN IS NOT INTENDED TO DEMARCAT THE BOUNDARY OF THE FLAT.</p>
------------------------------------------------------------------------------------------------------------------------------------------------------------------------------------------------------------	-------------------------------------------------------------------------------	----------------------------------	--------------------------------------------------------------------------------------

<p>WINDOW LEGEND</p> <p>W1 - THREE QUARTER HEIGHT WINDOW (Approx. 550mm HIGH PARAPET WALL)</p> <p>W2 - THREE QUARTER HEIGHT WINDOW (Approx. 550mm HIGH PARAPET WALL) WITH A SINGLE PANEL WINDOW</p>	<p>UNLESS OTHERWISE INDICATED ALL WINDOWS WILL BE STANDARD HEIGHT WINDOWS</p>	<p>SCALE 0 2 4 6 8 10 METERS</p>	<p>THE COLOURED FLOOR PLAN IS NOT INTENDED TO DEMARCAT THE BOUNDARY OF THE FLAT.</p>
------------------------------------------------------------------------------------------------------------------------------------------------------------------------------------------------------------	-------------------------------------------------------------------------------	----------------------------------	--------------------------------------------------------------------------------------



BLOCK 641C

(6TH – 8TH STOREY)

UNITS AT AND ABOVE 4TH STOREY ARE HIGHER THAN
THE MAIN ROOF LEVEL OF BLOCK 641

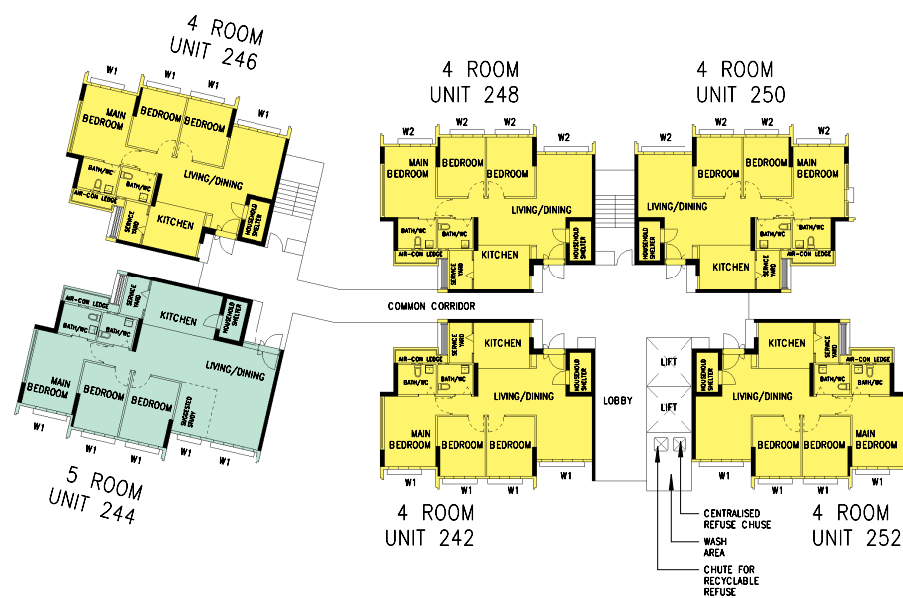
WINDOW LEGEND

- W1 – THREE QUARTER HEIGHT WINDOW (Approx. 550mm HIGH PARAPET WALL)
- W2 – THREE QUARTER HEIGHT WINDOW (Approx. 550mm HIGH PARAPET WALL)
WITH A SINGLE PANEL WINDOW

UNLESS OTHERWISE INDICATED ALL WINDOWS WILL BE STANDARD HEIGHT
WINDOWS

SCALE 0 2 4 6 8 10 METERS

THE COLOURED FLOOR PLAN IS NOT INTENDED TO DEMARCAT
THE BOUNDARY OF THE FLAT.



BLOCK 641C (9TH STOREY)

UNITS AT AND ABOVE 4TH STOREY ARE HIGHER THAN
THE MAIN ROOF LEVEL OF BLOCK 641

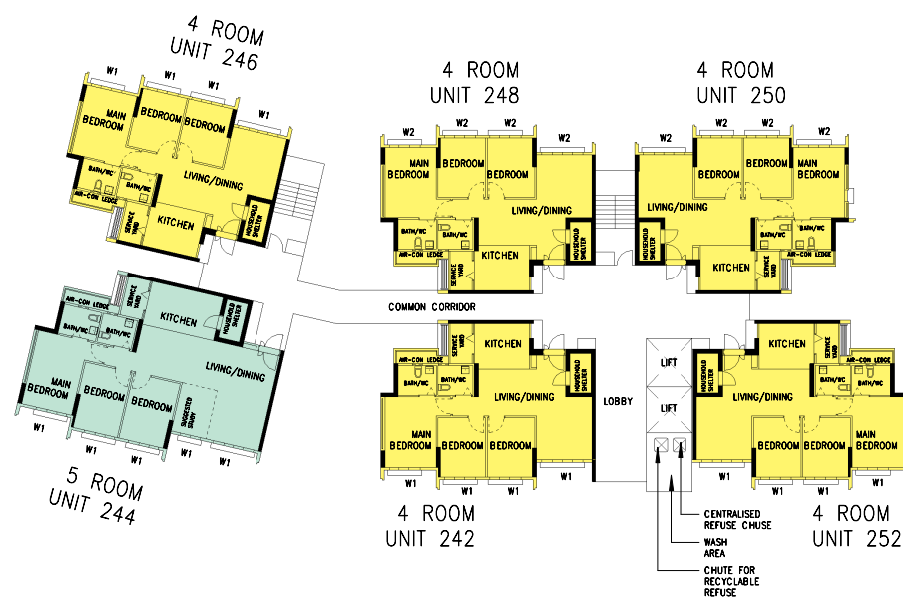
WINDOW LEGEND

- W1 - THREE QUARTER HEIGHT WINDOW (Approx. 550mm HIGH PARAPET WALL)
W2 - THREE QUARTER HEIGHT WINDOW (Approx. 550mm HIGH PARAPET WALL)
WITH A SINGLE PANEL WINDOW

UNLESS OTHERWISE INDICATED ALL WINDOWS WILL BE STANDARD HEIGHT
WINDOWS

SCALE 0 2 4 6 8 10 METERS

THE COLOURED FLOOR PLAN IS NOT INTENDED TO DEMARCAT
THE BOUNDARY OF THE FLAT.



BLOCK 641C (10TH STOREY)

UNITS AT AND ABOVE 4TH STOREY ARE HIGHER THAN
THE MAIN ROOF LEVEL OF BLOCK 641

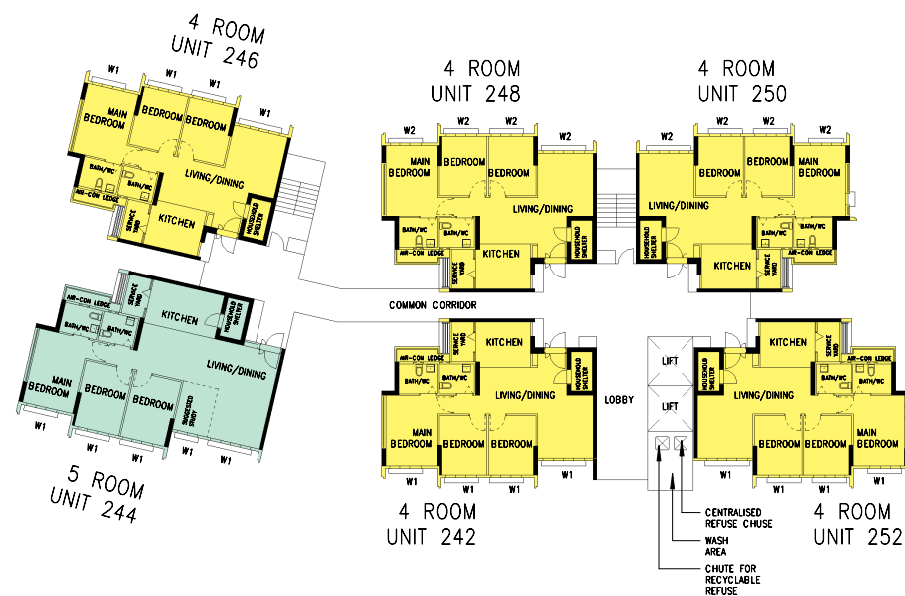
WINDOW LEGEND

- W1 - THREE QUARTER HEIGHT WINDOW (Approx. 550mm HIGH PARAPET WALL)
- W2 - THREE QUARTER HEIGHT WINDOW (Approx. 550mm HIGH PARAPET WALL)
WITH A SINGLE PANEL WINDOW

UNLESS OTHERWISE INDICATED ALL WINDOWS WILL BE STANDARD HEIGHT
WINDOWS

SCALE 0 2 4 6 8 10 METERS

THE COLOURED FLOOR PLAN IS NOT INTENDED TO DEMARCAT
THE BOUNDARY OF THE FLAT.



BLOCK 641C (11TH – 14TH STOREY)

UNITS AT AND ABOVE 4TH STOREY ARE HIGHER THAN
THE MAIN ROOF LEVEL OF BLOCK 641

WINDOW LEGEND

- W1 – THREE QUARTER HEIGHT WINDOW (Approx. 550mm HIGH PARAPET WALL)
- W2 – THREE QUARTER HEIGHT WINDOW (Approx. 550mm HIGH PARAPET WALL)
WITH A SINGLE PANEL WINDOW

UNLESS OTHERWISE INDICATED ALL WINDOWS WILL BE STANDARD HEIGHT
WINDOWS

SCALE 0 2 4 6 8 10 METERS

THE COLOURED FLOOR PLAN IS NOT INTENDED TO DEMARCAT
THE BOUNDARY OF THE FLAT.

General Specifications For Tampines GreenVines

For 3-room, 4-room & 5-room

Foundation

Piled foundations.

Structure

Reinforced concrete structural framework with reinforced concrete slabs.

Roof

Reinforced concrete roof slab with precast concrete secondary roofing.

Walls

All external and internal walls are constructed with reinforced concrete/ solid blocks/ bricks with cement plastering/ precast panels/ precast lightweight concrete partitions/ drywall partition system.

Windows

Aluminium framed windows with tinted glass.

Doors

Entrance	: decorative timber door and metal gate
Bedroom	: laminated UPVC door (optional)
Bathroom/ WC	: laminated UPVC folding door (optional)
Household Shelter	: metal door
Service Yard	: aluminium framed door with glass
Balcony (where applicable)	: aluminium framed door with glass

Finishes

Ceilings	: skim coated or plastered and painted
Kitchen/ Bathroom/ WC Walls	: ceramic tiles
Other Walls	: skim coated or plastered and painted
Living/ Dining Floor	: polished porcelain tiles with laminated UPVC skirting (optional)
Bedroom Floor	: vinyl strip flooring with laminated UPVC skirting (optional)
Kitchen Floor	: glazed porcelain tiles
Bathroom/ WC Floor	: ceramic tiles
Service Yard Floor	: glazed porcelain tiles with tile skirting
Household Shelter Floor	: glazed porcelain tiles
Balcony Floor (where applicable)	: glazed porcelain tiles with tile skirting (optional)

Fittings

Quality Locksets
Water Closet Suite
Clothes Drying Rack
Wash basin with tap mixer, bath/ shower mixer with shower set (optional)

Services

Gas services and concealed water supply pipes
Exposed sanitary stacks (which can be located at Service Yard and/ or Air-con ledge)
Concealed electrical wiring to lighting and power points (including water heater and air-conditioning points)
Television points
Data points

Important Notes

- 1) The Household Shelter is designed for use as civil defence shelter. The walls, ceiling, floor and door of the Household Shelter shall not be hacked, drilled, altered or removed.
- 2) Air-con panel in the main bedroom will not be provided.
- 3) Laminated UPVC door frame shall be provided to all Bedroom and Bathroom/ WC door openings.
- 4) Any unused or unoccupied open spaces in front of or nearby/ adjacent to the flat units are not available for purchase and the HDB will not entertain any request from the flat owners to purchase and/ or enclose the unused or unoccupied open spaces.
- 5) The details of services in a flat, e.g. gas pipes, water pipes, sanitary stacks, electrical wiring, television points, data points, etc. are not indicated on the plans.

You are advised to visit HDB's website at www.hdb.gov.sg for information on renovation rules.

Disclaimer

- 1) HDB owns the copyright in all information, maps, and plans of this brochure.
- 2) The content provided in this brochure is not intended to form part of any offer or contract for the sale of flats. They are provided for your general information only, and are not statements or representations of fact.
- 3) Visual representations, such as pictures, art renderings, depictions, illustrations, photographs, drawings, as well as other graphic representations and references, are only artistic impressions. They are provided for your general information only, and are not representations of fact.
- 4) The information on this project, including but not limited to the dimensions, areas, plans, colour schemes, descriptions, and specifications, are subject to change or review without notice at our sole discretion or if required by the relevant authorities.
- 5) We may at any time, without any notice and at our sole discretion, change any aspect of this project, including but not limited to the omission, amalgamation, increase, or reduction of amenities and facilities, colour schemes, design features, and specifications.
- 6) We will not entertain any request for alteration of the layout or specifications of a flat to suit individual needs.
- 7) While reasonable care has been taken in providing the information in this brochure, we do not warrant its accuracy. We shall not be responsible in any way for any damage or loss suffered by any person whether directly or indirectly as a result of reliance on the said information or as a result of any error or omission therein.
- 8) The floor areas shown are scaled strata areas and subject to final survey.
- 9) The surrounding land use, proposed facilities and their locations as shown in the maps and plans are indicative only and subject to change. They may include ancillary uses allowed under the Urban Redevelopment Authority's prevailing Development Control guidelines.
- 10) We reserve the right to use or allow the use of
 - the void deck in any Apartment block,
 - Car park;
 - Common property (such as precinct pavilion); or
 - Standalone community building,for:
 - Future amenities/ facilities (such as child care centres, elderly-related facilities, education centres, residents' committee centres, and day activity centres);
 - Commercial facilities (such as shops and eating houses);
 - Mechanical and electrical rooms; and
 - Such other facilities as we deem fit.
- 11) This brochure does not and is not intended to provide full and complete information of the guidelines or requirements of the relevant authorities. You are advised to approach the relevant authorities directly for full information and details of these guidelines and requirements.



Copyright © Housing & Development Board
All rights reserved. July 2018

OPTIONAL COMPONENT SCHEME (3-, 4-, 5-ROOM AND 3GEN FLATS)

The Optional Component Scheme (OCS) provides convenience for flat buyers, and is offered on an opt-in basis. Choose the OCS items you want before your flat selection appointment. The cost of the OCS items will be added to the selling price of the selected flat.

The 3-, 4-, 5-room and 3Gen flats come with:

- floor finishes in the kitchen, household shelter, service yard and bathrooms
- wall tiles in the bathrooms and kitchen
- water closet suite in each bathroom

YOU CAN CHOOSE TO HAVE THE FOLLOWING ITEMS INSTALLED IN YOUR SELECTED FLAT:

- Floor finishes for living/ dining room and bedrooms
- Internal doors + sanitary fittings
 - wash basin with tap mixer
 - shower set with bath/ shower mixer



Wash basin with tap mixer in attached bathroom



Wash basin with tap mixer



Handheld shower set with bath/ shower mixer

Disclaimer: All displays and images shown here are strictly for reference only and are subject to change without notice. The displays and images shown here are conceptual and indicative only and the colour schemes, design, dimensions, type, tonal differences and specifications may differ from the actual fittings installed in the flat.

November 2017